

Julie M Bustamante  
COUNTY CLERK-RECORDER  
REGISTRAR OF VOTERS  
CLERK OF THE BOARD OF  
SUPERVISORS

*County of Lassen*  
*Office of the County Clerk-Recorder*  
Lassen County Courthouse  
Susanville CA 96130

220 S Lassen St Suite 5  
Susanville CA 96130  
(530) 251-8217  
FAX (530) 257-3480  
Email [lcclerk@co.lassen.ca.us](mailto:lcclerk@co.lassen.ca.us)  
Website [www.lassencounty.org](http://www.lassencounty.org)

Date: May 20, 2019

Lassen County Board of Supervisors  
221 S Roop St  
Susanville, CA 96130

Dear Honorable County Board of Supervisors,


Attached please find the Certified Statement of Results for the May 7, 2019 Lassen Community College – Trustee Area 1 Special Election, for Lassen County.

The official Canvass was completed in accordance with Section 15301 of the California Elections Code, which resulted in the attached Certified Statement of the Results. These results are being submitted to you in accordance with Section 15372 of the California Elections Code, so you may declare the results as per Section 15400 of the California elections Code.

Total votes when combining Lassen with the Modoc County are as follows:

	<u>Lassen</u>	<u>Modoc</u>	<u>TOTALS</u>
Wages	1856	47	1903
Westbrook	500	9	509
Hubbard	810	8	818
Siemer	1237	20	1257
Madden	753	19	772
Unqualified Write-ins	41	2	43

Thank you,



Julie M Bustamante  
Registrar of Voters

Election Summary Report  
Lassen Community College TRA 1 Special Election  
Lassen County, CA  
Summary For Jurisdiction Wide, All Counters, All Races  
MAY 7, 2019

Date:05/20/19  
Time:14:58:22  
Page:1 of 1

Registered Voters 14127 - Cards Cast 3148 22.28%

Num. Report Precinct 51 - Num. Reporting 51 100.00%

LASSEN COMM COLLEGE TA1

	Total	
Number of Precincts	46	
Precincts Reporting	46	100.0 %
Vote For	2	
Total Votes	5197	
<b>SOPHIA WAGES</b>	1856	35.71%
MELANIE WESTBROOK	500	9.62%
"BJ" HUBBARD	810	15.59%
<b>ALAN SIEMER</b>	1237	23.80%
VEREE JOY MADDEN	753	14.49%
Write-in Votes	41	0.79%

Statement of Votes Cast  
Lassen Community College TRA 1 Special Election  
Lassen County, CA  
SOVC For Jurisdiction Wide, All Counters, All Races  
MAY 7, 2019

Date:05/20/19  
Time:14:57:03  
Page:1 of 14

	TURN OUT		
	Reg. Voters	Cards Cast	% Turnout
Jurisdiction Wide			
CPI 110,111,112			
Polling	868	164	18.89%
VBM (ABS)	868	0	0.00%
Total	868	164	18.89%
MB2 113			
Polling	123	23	18.70%
VBM (ABS)	123	0	0.00%
Total	123	23	18.70%
MB3 116			
Polling	263	63	23.95%
VBM (ABS)	263	0	0.00%
Total	263	63	23.95%
CP4 117			
Polling	870	326	37.47%
VBM (ABS)	870	0	0.00%
Total	870	326	37.47%
CP5 118			
Polling	402	132	32.84%
VBM (ABS)	402	0	0.00%
Total	402	132	32.84%
CP9 119			
Polling	368	74	20.11%
VBM (ABS)	368	0	0.00%
Total	368	74	20.11%
MB6 120			
Polling	143	36	25.17%
VBM (ABS)	143	0	0.00%
Total	143	36	25.17%
MB42 201			
Polling	198	58	29.29%
VBM (ABS)	198	0	0.00%
Total	198	58	29.29%
MB8 202			
Polling	194	39	20.10%
VBM (ABS)	194	0	0.00%
Total	194	39	20.10%
MB10 210			
Polling	199	44	22.11%
VBM (ABS)	199	0	0.00%
Total	199	44	22.11%
MB43 211			
Polling	196	34	17.35%
VBM (ABS)	196	0	0.00%
Total	196	34	17.35%
MB44 212			
Polling	174	29	16.67%
VBM (ABS)	174	0	0.00%
Total	174	29	16.67%
MB45 213			
Polling	176	36	20.45%
VBM (ABS)	176	0	0.00%
Total	176	36	20.45%
MB46 214			
Polling	240	54	22.50%
VBM (ABS)	240	0	0.00%
Total	240	54	22.50%

Statement of Votes Cast  
Lassen Community College TRA 1 Special Election  
Lassen County, CA  
SOVC For Jurisdiction Wide, All Counters, All Races  
MAY 7, 2019

Date:05/20/19  
Time:14:57:03  
Page:2 of 14

	TURN OUT		
	Reg. Voters	Cards Cast	% Turnout
CP7 215			
Polling	292	58	19.86%
VBM (ABS)	292	0	0.00%
Total	292	58	19.86%
MB47 216			
Polling	153	16	10.46%
VBM (ABS)	153	0	0.00%
Total	153	16	10.46%
MB48 218			
Polling	81	13	16.05%
VBM (ABS)	81	0	0.00%
Total	81	13	16.05%
MB49 219			
Polling	120	25	20.83%
VBM (ABS)	120	0	0.00%
Total	120	25	20.83%
MB50 220			
Polling	206	49	23.79%
VBM (ABS)	206	0	0.00%
Total	206	49	23.79%
MB22 221			
Polling	93	25	26.88%
VBM (ABS)	93	0	0.00%
Total	93	25	26.88%
MB32 222,223			
Polling	107	17	15.89%
VBM (ABS)	107	0	0.00%
Total	107	17	15.89%
CP11 301			
Polling	902	224	24.83%
VBM (ABS)	902	0	0.00%
Total	902	224	24.83%
CP12 302,315			
Polling	1180	265	22.46%
VBM (ABS)	1180	0	0.00%
Total	1180	265	22.46%
CP13 303			
Polling	854	229	26.81%
VBM (ABS)	854	0	0.00%
Total	854	229	26.81%
MB24 304			
Polling	53	11	20.75%
VBM (ABS)	53	0	0.00%
Total	53	11	20.75%
MB14 305			
Polling	175	32	18.29%
VBM (ABS)	175	0	0.00%
Total	175	32	18.29%
MB15 314			
Polling	235	52	22.13%
VBM (ABS)	235	0	0.00%
Total	235	52	22.13%
MB31 406			
Polling	12	0	0.00%
VBM (ABS)	12	0	0.00%
Total	12	0	0.00%
CP16 410,414			

Statement of Votes Cast  
Lassen Community College TRA 1 Special Election  
Lassen County, CA  
SOVC For Jurisdiction Wide, All Counters, All Races  
MAY 7, 2019

Date:05/20/19  
Time:14:57:03  
Page:3 of 14

	TURN OUT		
	Reg. Voters	Cards Cast	% Turnout
Polling	480	110	22.92%
VBM (ABS)	480	0	0.00%
Total	480	110	22.92%
MB33 411			
Polling	68	0	0.00%
VBM (ABS)	68	0	0.00%
Total	68	0	0.00%
MB17 412			
Polling	231	0	0.00%
VBM (ABS)	231	0	0.00%
Total	231	0	0.00%
MB25 413			
Polling	63	0	0.00%
VBM (ABS)	63	0	0.00%
Total	63	0	0.00%
MB26 416			
Polling	92	24	26.09%
VBM (ABS)	92	0	0.00%
Total	92	24	26.09%
CP18 417			
Polling	1024	228	22.27%
VBM (ABS)	1024	0	0.00%
Total	1024	228	22.27%
MB51 419			
Polling	143	30	20.98%
VBM (ABS)	143	0	0.00%
Total	143	30	20.98%
CP19 420, 422			
Polling	628	180	28.66%
VBM (ABS)	628	0	0.00%
Total	628	180	28.66%
MB27 421			
Polling	81	3	3.70%
VBM (ABS)	81	0	0.00%
Total	81	3	3.70%
CP20 501			
Polling	494	108	21.86%
VBM (ABS)	494	0	0.00%
Total	494	108	21.86%
MB39 502			
Polling	178	53	29.78%
VBM (ABS)	178	0	0.00%
Total	178	53	29.78%
MB40 503			
Polling	92	16	17.39%
VBM (ABS)	92	0	0.00%
Total	92	16	17.39%
CP21 504			
Polling	356	37	10.39%
VBM (ABS)	356	0	0.00%
Total	356	37	10.39%
MB36 505			
Polling	171	27	15.79%
VBM (ABS)	171	0	0.00%
Total	171	27	15.79%
MB37 506			
Polling	231	31	13.42%

Statement of Votes Cast  
Lassen Community College TRA 1 Special Election  
Lassen County, CA  
SOVC For Jurisdiction Wide, All Counters, All Races  
MAY 7, 2019

Date:05/20/19  
Time:14:57:03  
Page:4 of 14

	TURN OUT		
	Reg. Voters	Cards Cast	% Turnout
VBM (ABS)	231	0	0.00%
Total	231	31	13.42%
CP23 507			
Polling	469	89	18.98%
VBM (ABS)	469	0	0.00%
Total	469	89	18.98%
MB38 508			
Polling	98	9	9.18%
VBM (ABS)	98	0	0.00%
Total	98	9	9.18%
MB34 509			
Polling	47	13	27.66%
VBM (ABS)	47	0	0.00%
Total	47	13	27.66%
MB28 510			
Polling	64	18	28.13%
VBM (ABS)	64	0	0.00%
Total	64	18	28.13%
MB29 511			
Polling	29	0	0.00%
VBM (ABS)	29	0	0.00%
Total	29	0	0.00%
MB35 512			
Polling	1	0	0.00%
VBM (ABS)	1	0	0.00%
Total	1	0	0.00%
MB41 513			
Polling	154	25	16.23%
VBM (ABS)	154	0	0.00%
Total	154	25	16.23%
MB30 517			
Polling	56	19	33.93%
VBM (ABS)	56	0	0.00%
Total	56	19	33.93%
Total			
Polling	14127	3148	22.28%
VBM (ABS)	14127	0	0.00%
Total	14127	3148	22.28%

Statement of Votes Cast  
Lassen Community College TRA 1 Special Election  
Lassen County, CA  
SOVC For Jurisdiction Wide, All Counters, All Races  
MAY 7, 2019

Date:05/20/19  
Time:14:57:03  
Page:5 of 14

LASSEN COMM COLLEGE TRA1													
	Reg. Voters	Vote For	Total Votes	SOPHIA WAGES		MELANIE WESTBROOK		"BJ" HUBBARD		ALAN SIEMER		VEREE JOY MADDEN	
Jurisdiction Wide													
CP1 110,111,112													
Polling	868	2	260	98	37.69%	21	8.08%	35	13.46%	65	25.00%	40	15.38%
VBM (ABS)	868	2	0	0	-	0	-	0	-	0	-	0	-
Total	868	4	260	98	37.69%	21	8.08%	35	13.46%	65	25.00%	40	15.38%
MB2 113													
Polling	123	2	42	14	33.33%	6	14.29%	8	19.05%	7	16.67%	7	16.67%
VBM (ABS)	123	2	0	0	-	0	-	0	-	0	-	0	-
Total	123	4	42	14	33.33%	6	14.29%	8	19.05%	7	16.67%	7	16.67%
MB3 116													
Polling	263	2	103	36	34.95%	9	8.74%	17	16.50%	17	16.50%	22	21.36%
VBM (ABS)	263	2	0	0	-	0	-	0	-	0	-	0	-
Total	263	4	103	36	34.95%	9	8.74%	17	16.50%	17	16.50%	22	21.36%
CP4 117													
Polling	870	2	553	173	31.28%	40	7.23%	136	24.59%	151	27.31%	53	9.58%
VBM (ABS)	870	2	0	0	-	0	-	0	-	0	-	0	-
Total	870	4	553	173	31.28%	40	7.23%	136	24.59%	151	27.31%	53	9.58%
CP5 118													
Polling	402	2	221	70	31.67%	30	13.57%	40	18.10%	55	24.89%	24	10.86%
VBM (ABS)	402	2	0	0	-	0	-	0	-	0	-	0	-
Total	402	4	221	70	31.67%	30	13.57%	40	18.10%	55	24.89%	24	10.86%
CP9 119													
Polling	368	2	123	43	34.96%	11	8.94%	20	16.26%	31	25.20%	16	13.01%
VBM (ABS)	368	2	0	0	-	0	-	0	-	0	-	0	-
Total	368	4	123	43	34.96%	11	8.94%	20	16.26%	31	25.20%	16	13.01%
MB6 120													
Polling	143	2	55	23	41.82%	11	20.00%	5	9.09%	11	20.00%	4	7.27%
VBM (ABS)	143	2	0	0	-	0	-	0	-	0	-	0	-
Total	143	4	55	23	41.82%	11	20.00%	5	9.09%	11	20.00%	4	7.27%
MB42 201													
Polling	198	2	97	31	31.96%	15	15.46%	16	16.49%	22	22.68%	13	13.40%
VBM (ABS)	198	2	0	0	-	0	-	0	-	0	-	0	-
Total	198	4	97	31	31.96%	15	15.46%	16	16.49%	22	22.68%	13	13.40%
MB8 202													
Polling	194	2	67	18	26.87%	10	14.93%	6	8.96%	16	23.88%	17	25.37%
VBM (ABS)	194	2	0	0	-	0	-	0	-	0	-	0	-
Total	194	4	67	18	26.87%	10	14.93%	6	8.96%	16	23.88%	17	25.37%
MB10 210													
Polling	199	2	68	31	45.59%	8	11.76%	9	13.24%	14	20.59%	6	8.82%
VBM (ABS)	199	2	0	0	-	0	-	0	-	0	-	0	-
Total	199	4	68	31	45.59%	8	11.76%	9	13.24%	14	20.59%	6	8.82%
MB43 211													
Polling	196	2	58	20	34.48%	3	5.17%	11	18.97%	14	24.14%	10	17.24%
VBM (ABS)	196	2	0	0	-	0	-	0	-	0	-	0	-
Total	196	4	58	20	34.48%	3	5.17%	11	18.97%	14	24.14%	10	17.24%
MB44 212													
Polling	174	2	54	23	42.59%	5	9.26%	4	7.41%	10	18.52%	11	20.37%
VBM (ABS)	174	2	0	0	-	0	-	0	-	0	-	0	-
Total	174	4	54	23	42.59%	5	9.26%	4	7.41%	10	18.52%	11	20.37%
MB45 213													
Polling	176	2	55	17	30.91%	6	10.91%	11	20.00%	18	32.73%	2	3.64%
VBM (ABS)	176	2	0	0	-	0	-	0	-	0	-	0	-
Total	176	4	55	17	30.91%	6	10.91%	11	20.00%	18	32.73%	2	3.64%
MB46 214													
Polling	240	2	95	36	37.89%	12	12.63%	14	14.74%	18	18.95%	12	12.63%
VBM (ABS)	240	2	0	0	-	0	-	0	-	0	-	0	-
Total	240	4	95	36	37.89%	12	12.63%	14	14.74%	18	18.95%	12	12.63%

Date:05/20/19  
Time:14:57:03  
Page:6 of 14

	LASSEN COMM COLLEGE TAI												
	Reg. Voters	Vote For	Total Votes	SOPHIA WAGES		MELANIE WESTBROOK		"BJ" HUBBARD		ALAN SIEMER		VEREE JOY MADDEN	
CP7 215													
Polling	292	2	96	34	35.42%	3	3.13%	21	21.88%	20	20.83%	16	16.67%
VBM (ABS)	292	2	0	0	-	0	-	0	-	0	-	0	-
Total	292	4	96	34	35.42%	3	3.13%	21	21.88%	20	20.83%	16	16.67%
MB47 216													
Polling	153	2	24	7	29.17%	2	8.33%	3	12.50%	7	29.17%	5	20.83%
VBM (ABS)	153	2	0	0	-	0	-	0	-	0	-	0	-
Total	153	4	24	7	29.17%	2	8.33%	3	12.50%	7	29.17%	5	20.83%
MB48 218													
Polling	81	2	18	6	33.33%	0	0.00%	1	5.56%	5	27.78%	6	33.33%
VBM (ABS)	81	2	0	0	-	0	-	0	-	0	-	0	-
Total	81	4	18	6	33.33%	0	0.00%	1	5.56%	5	27.78%	6	33.33%
MB49 219													
Polling	120	2	42	21	50.00%	3	7.14%	4	9.52%	10	23.81%	4	9.52%
VBM (ABS)	120	2	0	0	-	0	-	0	-	0	-	0	-
Total	120	4	42	21	50.00%	3	7.14%	4	9.52%	10	23.81%	4	9.52%
MB50 220													
Polling	206	2	84	32	38.10%	5	5.95%	10	11.90%	18	21.43%	19	22.62%
VBM (ABS)	206	2	0	0	-	0	-	0	-	0	-	0	-
Total	206	4	84	32	38.10%	5	5.95%	10	11.90%	18	21.43%	19	22.62%
MB22 221													
Polling	93	2	41	16	39.02%	5	12.20%	5	12.20%	9	21.95%	6	14.63%
VBM (ABS)	93	2	0	0	-	0	-	0	-	0	-	0	-
Total	93	4	41	16	39.02%	5	12.20%	5	12.20%	9	21.95%	6	14.63%
MB32 222,223													
Polling	107	2	27	5	18.52%	3	11.11%	5	18.52%	8	29.63%	5	18.52%
VBM (ABS)	107	2	0	0	-	0	-	0	-	0	-	0	-
Total	107	4	27	5	18.52%	3	11.11%	5	18.52%	8	29.63%	5	18.52%
CP11 301													
Polling	902	2	373	132	35.39%	37	9.92%	56	15.01%	84	22.52%	60	16.09%
VBM (ABS)	902	2	0	0	-	0	-	0	-	0	-	0	-
Total	902	4	373	132	35.39%	37	9.92%	56	15.01%	84	22.52%	60	16.09%
CP12 302,315													
Polling	1180	2	427	153	35.83%	38	8.90%	55	12.88%	99	23.19%	73	17.10%
VBM (ABS)	1180	2	0	0	-	0	-	0	-	0	-	0	-
Total	1180	4	427	153	35.83%	38	8.90%	55	12.88%	99	23.19%	73	17.10%
CP13 303													
Polling	854	2	370	152	41.08%	36	9.73%	56	15.14%	84	22.70%	39	10.54%
VBM (ABS)	854	2	0	0	-	0	-	0	-	0	-	0	-
Total	854	4	370	152	41.08%	36	9.73%	56	15.14%	84	22.70%	39	10.54%
MB24 304													
Polling	53	2	13	8	61.54%	0	0.00%	3	23.08%	2	15.38%	0	0.00%
VBM (ABS)	53	2	0	0	-	0	-	0	-	0	-	0	-
Total	53	4	13	8	61.54%	0	0.00%	3	23.08%	2	15.38%	0	0.00%
MB14 305													
Polling	175	2	55	22	40.00%	4	7.27%	8	14.55%	13	23.64%	8	14.55%
VBM (ABS)	175	2	0	0	-	0	-	0	-	0	-	0	-
Total	175	4	55	22	40.00%	4	7.27%	8	14.55%	13	23.64%	8	14.55%
MB15 314													
Polling	235	2	80	30	37.50%	11	13.75%	9	11.25%	18	22.50%	12	15.00%
VBM (ABS)	235	2	0	0	-	0	-	0	-	0	-	0	-
Total	235	4	80	30	37.50%	11	13.75%	9	11.25%	18	22.50%	12	15.00%
MB31 406													
Polling	12	2	0	0	-	0	-	0	-	0	-	0	-
VBM (ABS)	12	2	0	0	-	0	-	0	-	0	-	0	-
Total	12	4	0	0	-	0	-	0	-	0	-	0	-
CP16 410,414													



Statement of Votes Cast  
Lassen Community College TRA 1 Special Election  
Lassen County, CA  
SOVC For Jurisdiction Wide, All Counters, All Races  
MAY 7, 2019

Date: 05/20/19  
Time: 14:57:03  
Page: 7 of 14

LASSEN COMM COLLEGE TRA 1													
	Reg. Voters	Vote For	Total Votes	SOPHIA WAGES		MELANIE WESTBROOK		"BJ" HUBBARD		ALAN SIEMER		VEREE JOY MADDEN	
Polling	480	2	174	76	43.68%	16	9.20%	17	9.77%	38	21.84%	26	14.94%
VBM (ABS)	480	2	0	0	-	0	-	0	-	0	-	0	-
Total	480	4	174	76	43.68%	16	9.20%	17	9.77%	38	21.84%	26	14.94%
MB33 411													
Polling	-	-	-	-	-	-	-	-	-	-	-	-	-
VBM (ABS)	-	-	-	-	-	-	-	-	-	-	-	-	-
Total	-	-	-	-	-	-	-	-	-	-	-	-	-
MB17 412													
Polling	-	-	-	-	-	-	-	-	-	-	-	-	-
VBM (ABS)	-	-	-	-	-	-	-	-	-	-	-	-	-
Total	-	-	-	-	-	-	-	-	-	-	-	-	-
MB25 413													
Polling	-	-	-	-	-	-	-	-	-	-	-	-	-
VBM (ABS)	-	-	-	-	-	-	-	-	-	-	-	-	-
Total	-	-	-	-	-	-	-	-	-	-	-	-	-
MB26 416													
Polling	92	2	40	16	40.00%	4	10.00%	5	12.50%	11	27.50%	4	10.00%
VBM (ABS)	92	2	0	0	-	0	-	0	-	0	-	0	-
Total	92	4	40	16	40.00%	4	10.00%	5	12.50%	11	27.50%	4	10.00%
CP18 417													
Polling	1024	2	382	110	28.80%	28	7.33%	71	18.59%	108	28.27%	63	16.49%
VBM (ABS)	1024	2	0	0	-	0	-	0	-	0	-	0	-
Total	1024	4	382	110	28.80%	28	7.33%	71	18.59%	108	28.27%	63	16.49%
MB51 419													
Polling	143	2	54	20	37.04%	4	7.41%	11	20.37%	11	20.37%	8	14.81%
VBM (ABS)	143	2	0	0	-	0	-	0	-	0	-	0	-
Total	143	4	54	20	37.04%	4	7.41%	11	20.37%	11	20.37%	8	14.81%
CP19 420, 422													
Polling	628	2	313	103	32.91%	32	10.22%	62	19.81%	73	23.32%	40	12.78%
VBM (ABS)	628	2	0	0	-	0	-	0	-	0	-	0	-
Total	628	4	313	103	32.91%	32	10.22%	62	19.81%	73	23.32%	40	12.78%
MB27 421													
Polling	81	2	4	1	25.00%	1	25.00%	1	25.00%	0	0.00%	1	25.00%
VBM (ABS)	81	2	0	0	-	0	-	0	-	0	-	0	-
Total	81	4	4	1	25.00%	1	25.00%	1	25.00%	0	0.00%	1	25.00%
CP20 501													
Polling	494	2	173	75	43.35%	20	11.56%	14	8.09%	44	25.43%	20	11.56%
VBM (ABS)	494	2	0	0	-	0	-	0	-	0	-	0	-
Total	494	4	173	75	43.35%	20	11.56%	14	8.09%	44	25.43%	20	11.56%
MB39 502													
Polling	178	2	79	33	41.77%	3	3.80%	8	10.13%	27	34.18%	8	10.13%
VBM (ABS)	178	2	0	0	-	0	-	0	-	0	-	0	-
Total	178	4	79	33	41.77%	3	3.80%	8	10.13%	27	34.18%	8	10.13%
MB40 503													
Polling	92	2	29	5	17.24%	4	13.79%	3	10.34%	10	34.48%	7	24.14%
VBM (ABS)	92	2	0	0	-	0	-	0	-	0	-	0	-
Total	92	4	29	5	17.24%	4	13.79%	3	10.34%	10	34.48%	7	24.14%
CP21 504													
Polling	356	2	58	23	39.66%	8	13.79%	10	17.24%	7	12.07%	8	13.79%
VBM (ABS)	356	2	0	0	-	0	-	0	-	0	-	0	-
Total	356	4	58	23	39.66%	8	13.79%	10	17.24%	7	12.07%	8	13.79%
MB36 505													
Polling	171	2	47	20	42.55%	5	10.64%	7	14.89%	10	21.28%	5	10.64%
VBM (ABS)	171	2	0	0	-	0	-	0	-	0	-	0	-
Total	171	4	47	20	42.55%	5	10.64%	7	14.89%	10	21.28%	5	10.64%
MB37 506													
Polling	231	2	51	18	35.29%	9	17.65%	5	9.80%	8	15.69%	11	21.57%

Statement of Votes Cast  
Lassen Community College TRA 1 Special Election  
Lassen County, CA  
SOVC For Jurisdiction Wide, All Counters, All Races  
MAY 7, 2019

Date:05/20/19  
Time:14:57:03  
Page:8 of 14

LASSEN COMM COLLEGE TRA1													
	Reg. Voters	Vote For	Total Votes	SOPHIA WAGES		MELANIE WESTBROOK		"BJ" HUBBARD		ALAN SIEMER		VEREE JOY MADDEN	
VBM (ABS)	231	2	0	0	-	0	-	0	-	0	-	0	-
Total	231	4	51	18	35.29%	9	17.65%	5	9.80%	8	15.69%	11	21.57%
CP23 507													
Polling	469	2	153	60	39.22%	10	6.54%	14	9.15%	26	16.99%	43	28.10%
VBM (ABS)	469	2	0	0	-	0	-	0	-	0	-	0	-
Total	469	4	153	60	39.22%	10	6.54%	14	9.15%	26	16.99%	43	28.10%
MB38 508													
Polling	98	2	14	3	21.43%	1	7.14%	1	7.14%	4	28.57%	4	28.57%
VBM (ABS)	98	2	0	0	-	0	-	0	-	0	-	0	-
Total	98	4	14	3	21.43%	1	7.14%	1	7.14%	4	28.57%	4	28.57%
MB34 509													
Polling	47	2	24	11	45.83%	7	29.17%	1	4.17%	3	12.50%	2	8.33%
VBM (ABS)	47	2	0	0	-	0	-	0	-	0	-	0	-
Total	47	4	24	11	45.83%	7	29.17%	1	4.17%	3	12.50%	2	8.33%
MB28 510													
Polling	64	2	25	6	24.00%	2	8.00%	4	16.00%	10	40.00%	3	12.00%
VBM (ABS)	64	2	0	0	-	0	-	0	-	0	-	0	-
Total	64	4	25	6	24.00%	2	8.00%	4	16.00%	10	40.00%	3	12.00%
MB29 511													
Polling	-	-	-	-	-	-	-	-	-	-	-	-	-
VBM (ABS)	-	-	-	-	-	-	-	-	-	-	-	-	-
Total	-	-	-	-	-	-	-	-	-	-	-	-	-
MB35 512													
Polling	-	-	-	-	-	-	-	-	-	-	-	-	-
VBM (ABS)	-	-	-	-	-	-	-	-	-	-	-	-	-
Total	-	-	-	-	-	-	-	-	-	-	-	-	-
MB41 513													
Polling	154	2	45	19	42.22%	6	13.33%	2	4.44%	10	22.22%	8	17.78%
VBM (ABS)	154	2	0	0	-	0	-	0	-	0	-	0	-
Total	154	4	45	19	42.22%	6	13.33%	2	4.44%	10	22.22%	8	17.78%
MB30 517													
Polling	56	2	31	6	19.35%	6	19.35%	6	19.35%	11	35.48%	2	6.45%
VBM (ABS)	56	2	0	0	-	0	-	0	-	0	-	0	-
Total	56	4	31	6	19.35%	6	19.35%	6	19.35%	11	35.48%	2	6.45%
Total													
Polling	13735	92	5197	1856	35.71%	500	9.62%	810	15.59%	1237	23.80%	753	14.49%
VBM (ABS)	13735	92	0	0	-	0	-	0	-	0	-	0	-
Total	13735	184	5197	1856	35.71%	500	9.62%	810	15.59%	1237	23.80%	753	14.49%

Statement of Votes Cast  
Lassen Community College TRA 1 Special Election  
Lassen County, CA  
SOVC For Jurisdiction Wide, All Counters, All Races  
MAY 7, 2019

Date:05/20/19  
Time:14:57:03  
Page:9 of 14

	LASSEN COMM COLLEGE TA1	
	Write-In Votes	
Jurisdiction Wide		
CP1 110,111,112		
Polling	1	0.38%
VBM (ABS)	0	-
Total	1	0.38%
MB2 113		
Polling	0	0.00%
VBM (ABS)	0	-
Total	0	0.00%
MB3 116		
Polling	2	1.94%
VBM (ABS)	0	-
Total	2	1.94%
CP4 117		
Polling	0	0.00%
VBM (ABS)	0	-
Total	0	0.00%
CP5 118		
Polling	2	0.90%
VBM (ABS)	0	-
Total	2	0.90%
CP9 119		
Polling	2	1.63%
VBM (ABS)	0	-
Total	2	1.63%
MB6 120		
Polling	1	1.82%
VBM (ABS)	0	-
Total	1	1.82%
MB42 201		
Polling	0	0.00%
VBM (ABS)	0	-
Total	0	0.00%
MB8 202		
Polling	0	0.00%
VBM (ABS)	0	-
Total	0	0.00%
MB10 210		
Polling	0	0.00%
VBM (ABS)	0	-
Total	0	0.00%
MB43 211		
Polling	0	0.00%
VBM (ABS)	0	-
Total	0	0.00%
MB44 212		
Polling	1	1.85%
VBM (ABS)	0	-
Total	1	1.85%
MB45 213		
Polling	1	1.82%
VBM (ABS)	0	-
Total	1	1.82%
MB46 214		
Polling	3	3.16%
VBM (ABS)	0	-
Total	3	3.16%

Statement of Votes Cast  
Lassen Community College TRA 1 Special Election  
Lassen County, CA  
SOVC For Jurisdiction Wide, All Counters, All Races  
MAY 7, 2019

Date:05/20/19  
Time:14:57:03  
Page:10 of 14

	LASSEN COMM COLLEGE TA1	
	Write-In Votes	
CP7 215		
Polling	2	2.08%
VBM (ABS)	0	-
Total	2	2.08%
MB47 216		
Polling	0	0.00%
VBM (ABS)	0	-
Total	0	0.00%
MB48 218		
Polling	0	0.00%
VBM (ABS)	0	-
Total	0	0.00%
MB49 219		
Polling	0	0.00%
VBM (ABS)	0	-
Total	0	0.00%
MB50 220		
Polling	0	0.00%
VBM (ABS)	0	-
Total	0	0.00%
MB22 221		
Polling	0	0.00%
VBM (ABS)	0	-
Total	0	0.00%
MB32 222,223		
Polling	1	3.70%
VBM (ABS)	0	-
Total	1	3.70%
CP11 301		
Polling	4	1.07%
VBM (ABS)	0	-
Total	4	1.07%
CP12 302,315		
Polling	9	2.11%
VBM (ABS)	0	-
Total	9	2.11%
CP13 303		
Polling	3	0.81%
VBM (ABS)	0	-
Total	3	0.81%
MB24 304		
Polling	0	0.00%
VBM (ABS)	0	-
Total	0	0.00%
MB14 305		
Polling	0	0.00%
VBM (ABS)	0	-
Total	0	0.00%
MB15 314		
Polling	0	0.00%
VBM (ABS)	0	-
Total	0	0.00%
MB31 406		
Polling	0	-
VBM (ABS)	0	-
Total	0	-
CP16 410,414		

Statement of Votes Cast  
Lassen Community College TRA 1 Special Election  
Lassen County, CA  
SOVC For Jurisdiction Wide, All Counters, All Races  
MAY 7, 2019

Date:05/20/19  
Time:14:57:03  
Page:11 of 14

	LASSEN COMM COLLEGE TAI	
	Write-In Votes	
Polling	1	0.57%
VBM (ABS)	0	-
Total	1	0.57%
MB33 411		
Polling	-	-
VBM (ABS)	-	-
Total	-	-
MB17 412		
Polling	-	-
VBM (ABS)	-	-
Total	-	-
MB25 413		
Polling	-	-
VBM (ABS)	-	-
Total	-	-
MB26 416		
Polling	0	0.00%
VBM (ABS)	0	-
Total	0	0.00%
CP18 417		
Polling	2	0.52%
VBM (ABS)	0	-
Total	2	0.52%
MB51 419		
Polling	0	0.00%
VBM (ABS)	0	-
Total	0	0.00%
CP19 420, 422		
Polling	3	0.96%
VBM (ABS)	0	-
Total	3	0.96%
MB27 421		
Polling	0	0.00%
VBM (ABS)	0	-
Total	0	0.00%
CP20 501		
Polling	0	0.00%
VBM (ABS)	0	-
Total	0	0.00%
MB39 502		
Polling	0	0.00%
VBM (ABS)	0	-
Total	0	0.00%
MB40 503		
Polling	0	0.00%
VBM (ABS)	0	-
Total	0	0.00%
CP21 504		
Polling	2	3.45%
VBM (ABS)	0	-
Total	2	3.45%
MB36 505		
Polling	0	0.00%
VBM (ABS)	0	-
Total	0	0.00%
MB37 506		
Polling	0	0.00%

Statement of Votes Cast  
Lassen Community College TRA 1 Special Election  
Lassen County, CA  
SOVC For Jurisdiction Wide, All Counters, All Races  
MAY 7, 2019

Date:05/20/19  
Time:14:57:03  
Page:12 of 14

	LASSEN COMM COLLEGE TA1	
	Write-In Votes	
VBM (ABS)	0	-
Total	0	0.00%
CP23 507		
Polling	0	0.00%
VBM (ABS)	0	-
Total	0	0.00%
MB38 508		
Polling	1	7.14%
VBM (ABS)	0	-
Total	1	7.14%
MB34 509		
Polling	0	0.00%
VBM (ABS)	0	-
Total	0	0.00%
MB28 510		
Polling	0	0.00%
VBM (ABS)	0	-
Total	0	0.00%
MB29 511		
Polling	-	-
VBM (ABS)	-	-
Total	-	-
MB35 512		
Polling	-	-
VBM (ABS)	-	-
Total	-	-
MB41 513		
Polling	0	0.00%
VBM (ABS)	0	-
Total	0	0.00%
MB30 517		
Polling	0	0.00%
VBM (ABS)	0	-
Total	0	0.00%
Total		
Polling	41	0.79%
VBM (ABS)	0	-
Total	41	0.79%

Statement of Votes Cast  
Lassen Community College TRA 1 Special Election  
Lassen County, CA  
SOVC For Jurisdiction Wide, All Counters, All Races  
MAY 7, 2019

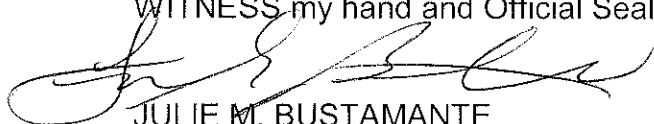
Date:05/20/19  
Time:14:57:03  
Page:13 of 14

**CERTIFICATE OF THE COUNTY CLERK  
RESULT OF THE CANVASS OF THE RETURNS  
OF THE LASSEN COMMUNITY COLLEGE, TRUSTEE AREA 1 SPECIAL  
ELECTION  
HELD ON MAY 7, 2019**

STATE OF CALIFORNIA )  
COUNTY OF LASSEN ) ss.

I, JULIE BUSTAMANTE, County Clerk of the County of Lassen, State of California, and ex-officio Registrar of Voters thereof, do hereby certify that, in pursuance of the provisions of Section 15301 of the Elections Code, I did canvass the returns of the votes cast in said County at the **LASSEN COMMUNITY COLLEGE, TRUSTEE AREA 1 SPECIAL ELECTION** held on **MAY 7, 2019**, for elective offices submitted to the vote of the voters, and that the Statement of Votes Cast, to which this certificate is attached, shows the total number of votes cast in said County and in each of the respective precincts therein, and that the totals as shown for each candidate and for and against each measure are full, true, and correct.

WITNESS my hand and Official Seal this 15th Day of May, 2019

  
JULIE M. BUSTAMANTE  
Lassen County Clerk and ex-officio  
Registrar of Voters



**Lassen Community College District – Trustee Area 1  
Modoc County, CA  
FINAL RESULTS**

---

**May 7, 2019 Lassen Community College District Special Election**

**CERTIFICATION OF THE COUNTY CLERK  
TO THE RESULTS OF THE CANVASS OF THE RACE FOR  
LASSEN COMMUNITY COLLEGE DISTRICT – TRUSTEE AREA 1  
MAY 7, 2019 SPECIAL ELECTION**


STATE OF CALIFORNIA


ss.

COUNTY OF MODOC

I, STEPHANIE WELLEMEYER, County Clerk of the County of Modoc, State of California, and ex-officio Registrar of Voters thereof, do hereby certify that, in pursuance of the provisions of Elections Code Section 15300, et seq., I did canvass the results of the votes cast in the Lassen Community College District Special Election held on May 7, 2019, specifically for the race of LCCD Trustees, that were submitted to the vote of the voters, and that the Statement of Votes Cast, to which this certificate is attached, is full, true, and correct.

WITNESS my hand and Official Seal this 14th day of May, 2019.

  
STEPHANIE WELLEMEYER  
Modoc County Clerk and ex-officio  
Registrar of Voters





Election Summary Report  
Lassen Community College Special Election  
Summary For Jurisdiction Wide, All Counters, All Races  
**OFFICIAL FINAL RESULTS**

Date:05/14/19  
Time:14:09:28  
Page:1 of 1

Registered Voters 452 - Cards Cast 74 16.37%

Num. Report Precinct 21 - Num. Reporting 13 61.90%

LCC Trustee Area 1	
	Total
Number of Precincts	4
Precincts Reporting	4 100.0 %
Times Counted	74/452 16.4 %
Total Votes	105
SOPHIA A. WAGES	47 44.76%
MELANIE WESTBROOK	9 8.57%
BOBBYJAMES "BJ" HUBB	8 7.62%
ALAN SIEMER	20 19.05%
VEREE JOY MADDEN	19 18.10%
Write-in Votes	2 1.90%

Statement of Votes Cast  
Lassen Community College Special Election  
SOVC For LASSEN COLLEGE, 030+040, All Races  
OFFICIAL FINAL RESULTS

Date:05/14/19  
Time:14:08:01  
Page:1 of 3

	TURN OUT		
	Reg. Voters	Cards Cast	% Turnout
Jurisdiction Wide			
410 Cal Pines			
Provisional	1	0	0.00%
Mail	1	1	100.00%
Total	1	1	100.00%
420 Canby			
Provisional	5	0	0.00%
Mail	5	0	0.00%
Total	5	0	0.00%
440 Adin			
Provisional	222	0	0.00%
Mail	222	36	16.22%
Total	222	36	16.22%
460 Lookout			
Provisional	224	0	0.00%
Mail	224	37	16.52%
Total	224	37	16.52%
Total			
Mail	452	74	16.37%
Provisional	452	0	0.00%
Total	452	74	16.37%

Statement of Votes Cast  
Lassen Community College Special Election  
SOVC For LASSEN COLLEGE, 030+040, All Races  
OFFICIAL FINAL RESULTS

Date:05/14/19

Time:14:08:01

Page:2 of 3

LCC Trustee Area 1										
	Reg. Voters	Times Counted	Total Votes	SOPHIA A. WAGES		MELANIE WESTBROOK		BOBBYJAMES "BJ" HUBB		ALAN SIEMER
Jurisdiction Wide										
410 Cal Pines										
Provisional	1	0	0	0	-	0	-	0	-	0
Mail	1	1	2	1	50.00%	0	0.00%	0	0.00%	1 50.00%
Total	1	1	2	1	50.00%	0	0.00%	0	0.00%	1 50.00%
420 Canby										
Provisional	5	0	0	0	-	0	-	0	-	0
Mail	5	0	0	0	-	0	-	0	-	0
Total	5	0	0	0	-	0	-	0	-	0
440 Adin										
Provisional	222	0	0	0	-	0	-	0	-	0
Mail	222	36	49	22	44.90%	6	12.24%	4	8.16%	9 18.37%
Total	222	36	49	22	44.90%	6	12.24%	4	8.16%	9 18.37%
460 Lookout										
Provisional	224	0	0	0	-	0	-	0	-	0
Mail	224	37	54	24	44.44%	3	5.56%	4	7.41%	10 18.52%
Total	224	37	54	24	44.44%	3	5.56%	4	7.41%	10 18.52%
Total										
Mail	452	74	105	47	44.76%	9	8.57%	8	7.62%	20 19.05%
Provisional	452	0	0	0	-	0	-	0	-	0
Total	452	74	105	47	44.76%	9	8.57%	8	7.62%	20 19.05%

Statement of Votes Cast  
 Lassen Community College Special Election  
 SOVC For LASSEN COLLEGE, 030+040, All Races  
 OFFICIAL FINAL RESULTS

Date:05/14/19  
 Time:14:08:01  
 Page:3 of 3

	LCC Trustee Area 1			
	VEREE JOY MADDEN		Write-In Votes	
Jurisdiction Wide				
410 Cal Pines				
Provisional	0	-	0	-
Mail	0	0.00%	0	0.00%
Total	0	0.00%	0	0.00%
420 Canby				
Provisional	0	-	0	-
Mail	0	-	0	-
Total	0	-	0	-
440 Adin				
Provisional	0	-	0	-
Mail	7	14.29%	1	2.04%
Total	7	14.29%	1	2.04%
460 Lookout				
Provisional	0	-	0	-
Mail	12	22.22%	1	1.85%
Total	12	22.22%	1	1.85%
Total				
Mail	19	18.10%	2	1.90%
Provisional	0	-	0	-
Total	19	18.10%	2	1.90%