

220 S. LASSEN STREET, SUITE 5
SUSANVILLE, CALIFORNIA 96130
(530) 251-8234
(530) 257-3480 FAX

**LASSEN COUNTY
CLERK - RECORDER**

Memo

To: Lassen County Board of Supervisors

From: Julie Bustamante, County Clerk – Registrar of Voters

Date: December 3, 2025


Re: Certified Statement of Results for the November 4, 2025, Statewide Special Election.

Subject: Certified Statement of Results for the November 4, 2025, Statewide Special Election.

Background: The Official Canvass was completed in accordance with Section 15301 of the California Elections Code, which resulted in the attached Certified Statement of Results Dated December 3, 2025. These results are being submitted to you, the Lassen County Board of Supervisors, as per section 15372 of the California Elections Code. In accordance with section 15400 you, as the governing body, shall declare the results.

Recommendation: (1) Receive and file the Certified Statement of Results for the November 4, 2025, Statewide Special Election, as per Section 15372 of the California Elections code; and (2) Declare the results as per Election Code Section 15400.

Thank you,



Julie M. Bustamante

County Clerk-Recorder

**CERTIFICATION OF
COUNTY CLERK/REGISTRAR OF VOTERS OF THE
RESULTS OF THE CANVASS
OF THE NOVEMBER 4, 2025,
STATEWIDE SPECIAL ELECTION**

STATE OF CALIFORNIA


COUNTY OF Lassen

ss.

I, Julie M Bustamante, County Clerk/Registrar of Voters of County of Lassen, do hereby certify that, in pursuance of the provisions of Elections Code section 15300, et seq., I did canvass the results of the votes cast in the Statewide Special Election held in said County on November 4, 2025, for the measure that was submitted to the vote of the voters, and that the Statement of Votes Cast, to which this certificate is attached is full, true, and correct.

I hereby set my hand and official seal this 3rd day of December, 2025, at the County of Lassen




County Clerk/Registrar of Voters
County of Lassen
State of California

Canvass Certification of Elections Official
(11/2025)

SOV
Statewide Special Election
November 4, 2025

OFFICIAL FINAL RESULTS

COUNTY OF LASSEN

Statistics	TOTAL	Mail Ballot	Election Day	Provisional
Election Day Precincts Reporting	52 of 52	0	52	0
Precincts Complete	52 of 52	0	52	0
Precincts Partially Reported	0 of 52	0	0	0
Absentee/ Early Precincts Reporting	52 of 52	52	0	52
Registered Voters - Total	15,199			
Ballots Cast - Total	8,934	8,751	94	89
Ballots Cast - Blank	0	0	0	0
Voter Turnout - Total	58.78%			

PROPOSITION 50

Vote For 1

	TOTAL	Mail Ballot	Election Day	Provisional
Yes	1,748	1,731	7	10
No	7,185	7,019	87	79
Total Votes Cast	8,933	8,750	94	89
Contest Totals	8,934	8,751	94	89

STATISTICS

	Registered Voters - Total	Ballots Cast - Total	Ballots Cast - Blank	Voter Turnout - Total
ElectionWide Totals	15,199	8,934	0	
ElectionWide	15,199	8,934	0	58.78%
Congressional Totals	15,199	8,934	0	
District 1	15,199	8,934	0	58.78%
State Senator Totals	15,199	8,934	0	
District 1	15,199	8,934	0	58.78%
State Assembly Totals	15,199	8,934	0	
District 1	15,199	8,934	0	58.78%
State Board of Equalization Totals	15,199	8,934	0	
District 1	15,199	8,934	0	58.78%
County Supervisor Totals	15,199	8,934	0	
District 1	3,271	2,088	0	63.83%
District 2	2,719	1,399	0	51.45%
District 3	2,975	1,919	0	64.5%
District 4	3,093	1,804	0	58.33%
District 5	3,141	1,724	0	54.89%
City Totals	5,371	2,800	0	
City of Susanville	5,371	2,800	0	52.13%
Unincorporated Totals	9,828	6,134	0	
Unincorporated	9,828	6,134	0	62.41%

PROPOSITION 50
VOTE FOR 1
52 of 52 Precincts Reporting

	Yes	No	Total Votes Cast	Contest Total
ElectionWide Totals	1,748	7,185	8,933	8,934
ElectionWide	1,748	7,185	8,933	8,934
Congressional Totals	1,748	7,185	8,933	8,934
District 1	1,748	7,185	8,933	8,934
State Senator Totals	1,748	7,185	8,933	8,934
District 1	1,748	7,185	8,933	8,934
State Assembly Totals	1,748	7,185	8,933	8,934
District 1	1,748	7,185	8,933	8,934
State Board of Equalization Totals	1,748	7,185	8,933	8,934
District 1	1,748	7,185	8,933	8,934
County Supervisor Totals	1,748	7,185	8,933	8,934
District 1	448	1,639	2,087	2,088
District 2	376	1,023	1,399	1,399
District 3	263	1,656	1,919	1,919
District 4	376	1,428	1,804	1,804
District 5	285	1,439	1,724	1,724
City Totals	711	2,088	2,799	2,800
City of Susanville	711	2,088	2,799	2,800
Unincorporated Totals	1,037	5,097	6,134	6,134
Unincorporated	1,037	5,097	6,134	6,134

County of Lassen

Julie M Bustamante
COUNTY CLERK-RECORDER
REGISTRAR OF VOTERS
CLERK OF THE BOARD OF
SUPERVISORS



220 S Lassen St Suite 5
Susanville CA 96130
(530) 251-8217
FAX (530) 257-3480
Email lcclerk@co.lassen.ca.us
Website www.lassencounty.org

Office of the County Clerk-Recorder
Lassen County Courthouse
Susanville CA 96130

CERTIFICATION OF THE OFFICIAL CANVASS RESULTS AND ONE PERCENT MANUAL TALLY


In accordance with California Elections Code, Article 5: Section 15360, the Lassen County Official Canvass and One Percent Manual Tally for the November 4, 2025, Statewide Special Election commenced on Thursday, November 6, 2025 at 9:00 a.m. and was completed at approximately 11:55 a.m. Thursday, November 6, 2025. In attendance were Election Officers/Inspectors Carol Dustin, Katie Dockery, Kathryn Spitsen; Assistant County Clerk-Recorder Sarah Howe; Administrative Assistant of Elections Abrial Scheff; and County Clerk-Recorder Julie Bustamante.

No discrepancies were found between the ES&S – ElectionWare ballot tabulating system count and the manual hand tally. All ballots were accounted for and no incidents were reported.

Dated this 3rd day of December, 2025.

Julie M. Bustamante,
Lassen County Clerk-Recorder-Registrar of Voters

By: *Sarah Howe*
Sarah Howe, Assistant Clerk-Recorder-Registrar of Voters



REPORT OF 1% MANUAL TALLY
[Elections Code section 15360]

County: LASSEN COUNTY

Election: November 4, 2025 Statewide Special Election

Manual tally method used: ☒ One Part [section 15360(a)(1)]
☐ Two Part [section 15360(a)(2)]

Date and time notice provided (attach copy of the notice):

10/24/2025 4:00 PM

Internet website where additional information about the manual tally is posted, if applicable:

N/A

Date and time the manual tally commenced, beginning with the random selection of precincts and batches (must be after the close of the polls on Election Day):

Thursday, November 6, 2025 9:00AM

Date and time the manual tally finished:

Thursday, November 6, 2025 11:55 AM

Estimated number of members of the public who observed the process:

0

Total number of ballots counted in this election (official canvass numbers):

Polling place / vote center ballots (including provisionals)	183
Vote-by-mail ballots	8751

Total number of ballots manually tallied:

Polling place / vote center ballots (including provisionals)	15
Vote-by-mail ballots	467

Precincts in the county for this election (attach list describing all precincts with the number of ballots in each, indicating whether ballots are polling place / vote center, vote-by-mail, or provisional):

Total number of precincts in the election	52
Total number of precincts selected for the manual tally	2

Batches of vote-by-mail or provisional ballots (attach list describing each batch with the number of ballots in each, indicating whether ballots are polling place / vote center, vote-by-mail, or provisional):

Total number of batches in the election	N/A
Total number of batches selected for the manual tally	N/A

Method used to choose precincts and batch of ballots to manually tally (include description of random selection method):

Hand selected random precincts

attach additional pages if necessary

Description of any discrepancies noted (include details about each discrepancy and how each was resolved; also include anything unusual observed during the manual tally process or anything that may improve the manual tally process):

There were no discrepancies to report

attach additional pages if necessary

This report is submitted pursuant to Elections Code section 15360(e).

Submitted on this date: December 3, 2025 by:

Elections Official Name: Sarah Howe Signature: *Sarah Howe*

EMAIL Form

	STATISTICS			
	Registered Voters - Total	Ballots Cast - Total	Ballots Cast - Blank	Voter Turnout - Total
CP1 110,111,112	898	503	0	56.01%
MB2 113	107	63	0	58.88%
MB3 116	304	198	0	65.13%
CP4 117	924	676	0	73.16%
CP5 118	447	300	0	67.11%
CP9 119	394	203	0	51.52%
MB6 120	197	145	0	73.6%
MB42 201	202	127	0	62.87%
MB8 202	215	119	0	55.35%
MB10 210	202	94	0	46.53%
MB43 211	241	108	0	44.81%
MB44 212	210	109	0	51.9%
MB45 213	188	89	0	47.34%
MB46 214	285	145	0	50.88%
CP7 215	297	171	0	57.58%
MB47 216	154	61	0	39.61%
MB48 218	104	48	0	46.15%
MB49 219	145	84	0	57.93%
MB50 220	211	111	0	52.61%
MB22 221	125	62	0	49.6%
MB32 222,223	140	71	0	50.71%
CP11 301	892	620	0	69.51%
CP12 302	887	592	0	66.74%
CP13 303	904	560	0	61.95%
MB24 304	64	39	0	60.94%
MB14 305	228	108	0	47.37%
MB31 406	3	0	0	0%
CP16 410,414	447	329	0	73.6%
MB33 411	74	46	0	62.16%
MB17 412	251	185	0	73.71%
MB25 413	53	34	0	64.15%
MB26 416	112	76	0	67.86%

	STATISTICS			
	Registered Voters - Total	Ballots Cast Total	Ballots Cast - Blank	Voter Turnout Total
CP18 417	1,115	574	0	51.48%
MB51 419	205	70	0	34.15%
CP19 420, 422	707	446	0	63.08%
MB27 421	126	44	0	34.92%
CP20 501	523	333	0	63.67%
MB39 502	177	101	0	57.06%
MB40 503	91	50	0	54.95%
CP21 504	415	207	0	49.88%
MB36 505	190	67	0	35.26%
MB37 506	252	110	0	43.65%
CP23 507	477	245	0	51.36%
MB38 508	93	29	0	31.18%
MB34 509	38	21	0	55.26%
MB28 510	79	33	0	41.77%
MB29 511	32	21	0	65.62%
MB35 512	2	1	0	50%
MB41 513	156	99	0	63.46%
MB52 514	235	159	0	67.66%
CP15 515	324	204	0	62.96%
MB30 517	57	44	0	77.19%
Totals	15,199	8,934	0	

PROPOSITION 50				
VOTE FOR 1				
52 of 52 Precincts Reporting				
	Yes	No	Total Votes Cast	Contest Total
CP1 110,111,112	176	327	503	503
MB2 113	13	50	63	63
MB3 116	44	154	198	198
CP4 117	88	588	676	676

PROPOSITION 50				
VOTE FOR 1				
52 of 52 Precincts Reporting				
	Yes	No	Total Votes Cast	Contest Total
CP5 118	49	251	300	300
CP9 119	55	147	202	203
MB6 120	23	122	145	145
MB42 201	50	77	127	127
MB8 202	30	89	119	119
MB10 210	27	67	94	94
MB43 211	26	82	108	108
MB44 212	27	82	109	109
MB45 213	17	72	89	89
MB46 214	38	107	145	145
CP7 215	44	127	171	171
MB47 216	20	41	61	61
MB48 218	9	39	48	48
MB49 219	28	56	84	84
MB50 220	25	86	111	111
MB22 221	18	44	62	62
MB32 222,223	17	54	71	71
CP11 301	91	529	620	620
CP12 302	62	530	592	592
CP13 303	77	483	560	560
MB24 304	8	31	39	39
MB14 305	25	83	108	108
MB31 406	0	0	0	0
CP16 410,414	41	288	329	329
MB33 411	7	39	46	46
MB17 412	26	159	185	185
MB25 413	8	26	34	34
MB26 416	16	60	76	76
CP18 417	129	445	574	574
MB51 419	23	47	70	70

PROPOSITION 50				
VOTE FOR 1				
52 of 52 Precincts Reporting				
	Yes	No	Total Votes Cast	Contest Total
CP19 420, 422	103	343	446	446
MB27 421	23	21	44	44
CP20 501	36	297	333	333
MB39 502	10	91	101	101
MB40 503	6	44	50	50
CP21 504	35	172	207	207
MB36 505	14	53	67	67
MB37 506	27	83	110	110
CP23 507	41	204	245	245
MB38 508	11	18	29	29
MB34 509	8	13	21	21
MB28 510	4	29	33	33
MB29 511	4	17	21	21
MB35 512	0	1	1	1
MB41 513	14	85	99	99
MB52 514	30	129	159	159
CP15 515	42	162	204	204
MB30 517	3	41	44	44
Totals	1,748	7,185	8,933	8,934