

LASSEN COUNTY PORTFOLIO - JANUARY 31, 2015

Lassen County
 month end portfolio report
 Report Format: By Transaction
 Group By: Security Sector
 Portfolio/Report Group: All Portfolios
 As of 1/31/2015

Description	CUSIP/Ticker	Settlement Date	Face Amount/Shares	Market Value	Cost Value	Book Value	Accrued Interest	Coupon Rate	YTM @ Cost	Maturity Date	Days To Maturity	% of Portfolio
Cash												
US Bank Active Cash	CHECKING	6/30/2010	13,483,568.27	13,483,568.27	13,483,568.27	13,483,568.27		0.350	0.350	N/A	1	17.61
US Bank Cash	EBT	3/20/2012	247,391.60	247,391.60	247,391.60	247,391.60		0.000	0.000	N/A	1	0.32
Sub Total / Average			13,730,959.87	13,730,959.87	13,730,959.87	13,730,959.87	0.00	0.344	0.344		1	17.94
Certificate Of Deposit												
ALLY BANK MIDVALE UTAH 1.15 10/31/2016	02006LBS1	10/30/2013	248,000.00	248,674.56	248,000.00	248,000.00	718.86	1.150	1.150	10/31/2016	639	0.32
AMERICAN EXPRESS CENTURION BANK 1.05 10/31/2016	02587DVM7	10/31/2013	248,000.00	248,803.52	248,000.00	248,000.00	656.35	1.050	1.050	10/31/2016	639	0.32
BANK HAPOALIM BM 0.6 12/4/2015	06251AA26	12/4/2013	248,000.00	248,441.44	248,000.00	248,000.00	236.45	0.600	0.600	12/4/2015	307	0.32
CAPITAL ONE BANK USA 1 10/24/2016	140420QG8	10/22/2014	248,000.00	247,650.32	248,000.00	248,000.00	686.25	1.000	1.000	10/24/2016	632	0.32
Discover Bank 1.9 4/9/2019	254671L57	4/9/2014	220,000.00	219,496.20	220,000.00	220,000.00	1,305.53	1.900	1.900	4/9/2019	1529	0.29
FIRST CREDIT BANK 0.75 11/28/2016	320055BE5	11/27/2013	248,000.00	248,664.64	248,000.00	248,000.00	20.38	0.750	0.750	11/28/2016	667	0.32
GE CAPITAL BANK INC 1.1 10/25/2016	36161TUW3	10/25/2013	248,000.00	248,443.92	248,000.00	248,000.00	732.45	1.100	1.100	10/25/2016	633	0.32

LASSEN COUNTY PORTFOLIO - JANUARY 31, 2015


Description	CUSIP/Ticker	Settlement Date	Face Amount/Shares	Market Value	Cost Value	Book Value	Accrued Interest	Coupon Rate	YTM @ Cost	Maturity Date	Days To Maturity	% of Portfolio
GE CAPITAL RETAIL BANK 1.05 12/6/2016	36157PTZ2	12/6/2013	248,000.00	248,042.16	248,000.00	248,000.00	399.52	1.050	1.050	12/6/2016	675	0.32
GOLDMAN SACHS BANK USA 1.05 10/31/2016	38147JNK4	10/30/2013	248,000.00	248,314.96	248,000.00	248,000.00	656.35	1.050	1.050	10/31/2016	639	0.32
Key National Bank 0.6 10/17/2016	49306STU0	4/16/2014	220,000.00	219,868.00	220,000.00	220,000.00	386.96	0.600	0.600	10/17/2016	625	0.29
MARLIN BUSINESS BANK 0.85 11/28/2016	57116AHE1	11/27/2013	248,000.00	248,659.68	248,000.00	248,000.00	375.40	0.850	0.850	11/28/2016	667	0.32
SALLIE MAE BANK MURRAY UT 1.3 10/31/2016	795450QY4	10/30/2013	248,000.00	249,269.76	248,000.00	248,000.00	812.62	1.300	1.300	10/31/2016	639	0.32
Sub Total / Average			2,920,000.00	2,924,329.16	2,920,000.00	2,920,000.00	6,987.12	1.029	1.029		684	3.81
Local Government Investment Pool												
LAI F LGIP-Quarterly	LAI F9918	4/30/2014	30,000,000.00	30,000,000.00	30,000,000.00	30,000,000.00	5,671.23	0.230	0.230	N/A	1	39.19
LAI F LGIP-Quarterly	LAI F9918	6/30/2013	11,014,343.13	11,014,343.13	11,014,343.13	11,014,343.13	2,082.16	0.230	0.230	N/A	1	14.39
Sub Total / Average			41,014,343.13	41,014,343.13	41,014,343.13	41,014,343.13	7,753.39	0.230	0.230		1	53.57
US Agency												
FHLB 0.375 6/24/2016	3133834R9	5/14/2014	2,000,000.00	2,000,820.00	1,997,680.00	1,998,464.53	770.83	0.375	0.430	6/24/2016	510	2.61
FHLB 1.625 6/14/2019	313379EE5	7/24/2014	2,000,000.00	2,027,840.00	1,991,580.00	1,992,474.62	4,243.06	1.625	1.715	6/14/2019	1595	2.61
FHLMC 1 7/28/2017	3137EADJ5	4/17/2014	2,000,000.00	2,015,480.00	2,001,000.00	2,000,759.53	166.67	1.000	0.984	7/28/2017	909	2.61
FHLMC 1 9/29/2017	3137EADL0	4/10/2014	220,000.00	221,474.00	219,252.00	219,426.27	745.56	1.000	1.100	9/29/2017	972	0.29

LASSEN COUNTY PORTFOLIO - JANUARY 31, 2015

Description	CUSIP/Ticker	Settlement Date	Face Amount/Shares	Market Value	Cost Value	Book Value	Accrued Interest	Coupon Rate	YTM @ Cost	Maturity Date	Days To Maturity	% of Portfolio
FHLMC 1 9/29/2017	3137EADL0	4/17/2014	2,000,000.00	2,013,400.00	1,995,940.00	1,996,868.37	6,777.78	1.000	1.060	9/29/2017	972	2.61
FHLMC 1.75 5/30/2019	3137EADG1	5/30/2014	253,000.00	259,947.38	254,816.54	254,574.33	737.92	1.750	1.600	5/30/2019	1580	0.33
FHLMC 2 8/25/2016	3137EACW7	6/21/2013	2,000,000.00	2,050,960.00	2,078,340.00	2,038,622.17	17,333.33	2.000	0.750	8/25/2016	572	2.61
FNMA 0.875 5/21/2018	3135G0WJ8	4/7/2014	2,000,000.00	1,992,840.00	1,949,420.00	1,959,440.57	3,402.78	0.875	1.510	5/21/2018	1206	2.61
FNMA 0.875 8/28/2017	3135G0MZ3	4/10/2014	2,000,000.00	2,007,700.00	1,980,460.00	1,985,128.42	7,437.50	0.875	1.170	8/28/2017	940	2.61
FNMA 0.875 8/28/2017	3135G0MZ3	6/21/2013	2,000,000.00	2,007,700.00	1,973,400.00	1,983,637.56	7,437.50	0.875	1.201	8/28/2017	940	2.61
FNMA 1.25 9/28/2016	3135G0CM3	8/7/2013	2,000,000.00	2,026,500.00	2,032,800.00	2,017,313.53	8,541.67	1.250	0.721	9/28/2016	606	2.61
FNMA 1.625 11/27/2018	3135G0YT4	4/10/2014	220,000.00	224,362.60	220,145.20	220,119.85	635.56	1.625	1.610	11/27/2018	1396	0.29
Sub Total / Average			18,693,000.00	18,849,023.98	18,694,833.74	18,666,829.75	58,230.16	1.111	1.074		932	24.42
US Treasury												
T-Bond 0.625 10/15/2016	912828WA4	4/23/2014	200,000.00	200,734.00	200,000.00	200,000.00	370.88	0.625	0.625	10/15/2016	623	0.26
Sub Total / Average			200,000.00	200,734.00	200,000.00	200,000.00	370.88	0.625	0.625		623	0.26
Total / Average			76,558,303.00	76,719,390.14	76,560,136.74	76,532,132.75	73,341.55	0.497	0.488		256	100

California Government Code 53646 requires a statement denoting the ability to the local agency to meet its pools expenditure for the next six months. To the best of my knowledge the Lassen County Portfolio pool has sufficient liquidity to meet its obligations for the next six months.

California Government Code 53646 (B) (2) requires a statement denoting that the portfolio is in compliance with the investment policy. To the best of my knowledge the Lassen county Portfolio is in compliance.



Nancy Cardenas

Date

00339701
62-0-01-B-94 -036-01
0101 -21-00337-01

LASSEN COUNTY
ACCOUNT 19-501130



Page 6 of 14
Period from January 1, 2015 to January 31, 2015

ASSET DETAIL

DESCRIPTION	SHARES/ FACE AMOUNT	MARKET PRICE/UNIT	FEDERAL TAX COST	UNREALIZED GAIN (LOSS) SINCE INCEPTION/ CURRENT PERIOD	ENDING ACCRUAL	YIELD ON MARKET
US Government Issues						
F H L B Deb 1.625% 6/14/19 Standard & Poors Rating: AA+ Moody's Rating: AAA 313379EE5 Asset Minor Code 22	2,000,000.000	2,027,840.00 101.3920	1,991,580.00	36,260.00 32,300.00	4,243.06	1.57
F H L B Deb 0.375% 6/24/16 Standard & Poors Rating: AA+ Moody's Rating: AAA 3133834R9 Asset Minor Code 22	2,000,000.000	2,000,820.00 100.0410	1,997,680.00	3,140.00 5,700.00	770.83	0.39
F N M A Deb 1.250% 9/28/16 Standard & Poors Rating: AA+ Moody's Rating: AAA 3135G0CM3 Asset Minor Code 22	2,000,000.000	2,026,500.00 101.3250	2,032,800.00	- 6,300.00 6,080.00	8,541.67	1.18
F N M A Deb 0.875% 8/28/17 Standard & Poors Rating: AA+ Moody's Rating: AAA 3135G0MZ3 Asset Minor Code 22	4,000,000.000	4,015,400.00 100.3850	3,953,860.00	61,540.00 29,360.00	14,680.56	0.89
F N M A Deb 0.875% 5/21/18 Standard & Poors Rating: AA+ Moody's Rating: AAA 3135G0WJ8 Asset Minor Code 22	2,000,000.000	1,992,840.00 99.6420	1,949,420.00	43,420.00 26,100.00	3,402.78	0.90
F N M A Deb 1.625% 11/27/18 Standard & Poors Rating: AA+ Moody's Rating: AAA 3135G0YT4 Asset Minor Code 22	220,000.000	224,362.60 101.9830	220,145.20	4,217.40 3,304.40	635.56	1.56



00339701
62-0-01-B-94 -036-01
0101 -21-00337-01

LASSEN COUNTY
ACCOUNT 19-501130

Page 7 of 14
Period from January 1, 2015 to January 31, 2015

ASSET DETAIL (continued)

DESCRIPTION	SHARES/ FACE AMOUNT	MARKET PRICE/UNIT	FEDERAL TAX COST	UNREALIZED GAIN (LOSS) SINCE INCEPTION/ CURRENT PERIOD	ENDING ACCRUAL	YIELD ON MARKET
F H L M C M T N 2.000% 8/25/16 Standard & Poors Rating: AA+ Moody's Rating: AAA 3137EACW7 Asset Minor Code 22	2,000,000.000	2,050,960.00 102.5480	2,078,340.00	-27,380.00 3,200.00	17,333.33	1.95
F H L M C M T N 1.750% 5/30/19 Standard & Poors Rating: AA+ Moody's Rating: AAA 3137EADG1 Asset Minor Code 22	253,000.000	259,947.38 102.7460	254,816.54	5,130.84 5,545.76	750.22	1.65
F H L M C Deb 1.000% 7/28/17 Standard & Poors Rating: AA+ Moody's Rating: AAA 3137EADJ5 Asset Minor Code 22	2,000,000.000	2,015,480.00 100.7740	2,001,000.00	14,480.00 16,240.00	166.67	0.99
F H L M C M T N 1.000% 9/29/17 Standard & Poors Rating: AA+ Moody's Rating: AAA 3137EADL0 Asset Minor Code 22	2,220,000.000	2,234,874.00 100.6700	2,215,192.00	19,682.00 19,758.00	7,523.33	0.99
U S Treasury Nt 0.625% 10/15/16 Standard & Poors Rating: N/A Moody's Rating: AAA 912828WA4 Asset Minor Code 21	200,000.000	200,734.00 100.3670	200,000.00	734.00 672.00	374.31	0.59
Total US Government Issues	18,893,000.000	19,049,757.98	18,894,833.74	154,924.24 148,260.16	58,422.32	1.09
Corporate Issues						
Ally Bank C D 1.150% 10/31/16 Standard & Poors Rating: N/A Moody's Rating: N/A 02006LBS1 Asset Minor Code 28	248,000.000	248,674.56 100.2720	248,000.00	674.56 411.68	734.49	1.09



00339701
62-0-01-B-94 -036-01
0101 -21-00337-01

LASSEN COUNTY
ACCOUNT 19-501130

Page 9 of 14
Period from January 1, 2015 to January 31, 2015

ASSET DETAIL (continued)

DESCRIPTION	SHARES/ FACE AMOUNT	MARKET PRICE/UNIT	FEDERAL TAX COST	UNREALIZED GAIN (LOSS) SINCE INCEPTION/ CURRENT PERIOD	ENDING ACCRUAL	YIELD ON MARKET
Goldman Sachs Bk C D 1.050% 10/31/16 Standard & Poors Rating: N/A Moody's Rating: N/A 38147JNK4 Asset Minor Code 28	248,000.000	248,314.96 100.1270	248,000.00	314.96 391.84	670.62	0.99
Key Bank Na C D 0.600% 10/17/16 Standard & Poors Rating: N/A Moody's Rating: N/A 49306STU0 Asset Minor Code 28	220,000.000	219,868.00 99.9400	220,000.00	- 132.00 363.00	390.58	0.60
Marlin Business C D 0.850% 11/28/16 Standard & Poors Rating: N/A Moody's Rating: N/A 57116AHE1 Asset Minor Code 28	248,000.000	248,659.68 100.2660	248,000.00	659.68 505.92	381.17	0.79
Sallie Mae Bank C D 1.300% 10/31/16 Standard & Poors Rating: N/A Moody's Rating: N/A 795450QY4 Asset Minor Code 28	248,000.000	249,269.76 100.5120	248,000.00	1,269.76 386.88	830.29	1.29
Total Corporate Issues	2,920,000.000	2,924,329.16	2,920,000.00	4,329.16 5,500.20	7,093.24	1.00
Total Assets	21,813,000.000	21,974,087.14	21,814,833.74	159,253.40 153,760.36	65,515.56	1.08
Accrued Income	.000	65,515.56	65,515.56		0.00	
Grand Total	21,813,000.000	22,039,602.70	21,880,349.30			

WST Value - Tracker
 > Checking, BBT, LAIF
 not on US BANK
 portfolio

76,560,136.74 +
 13,730,959.87 -
 41,014,343.13 -
 -001
 21,814,833.74*

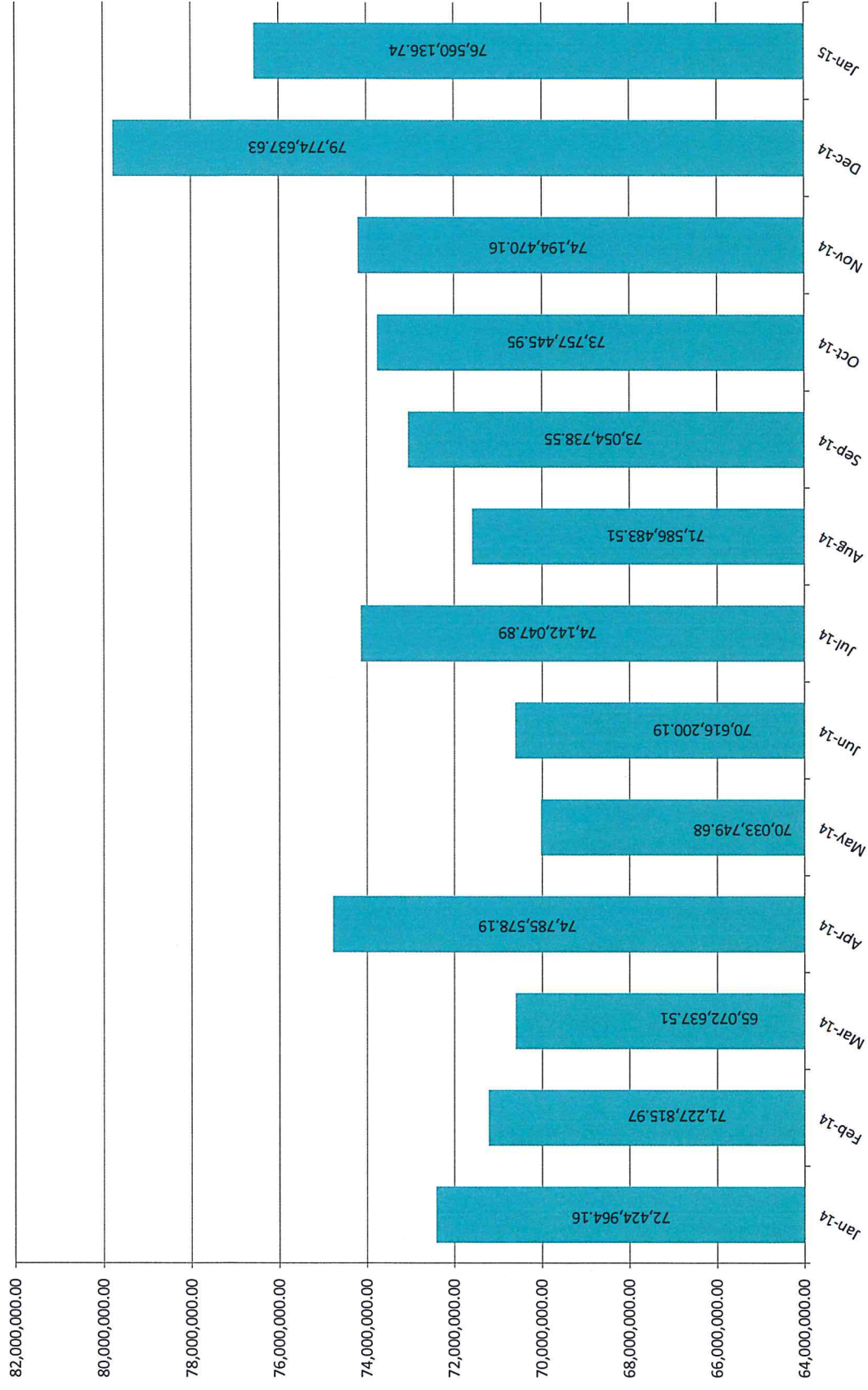
0.00

24339719-501130 007000710337

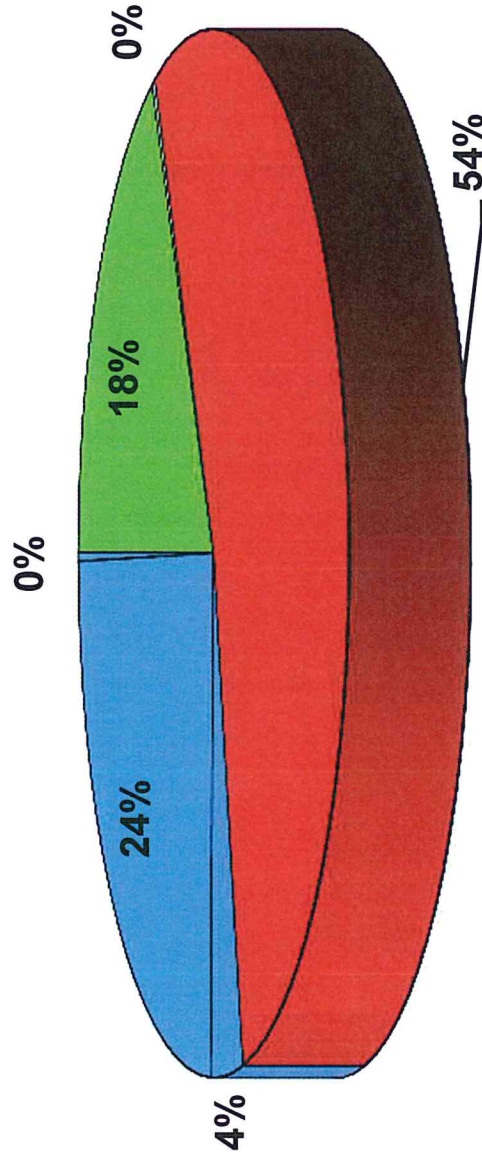
Treasurer's Fund Balances Reconciliation as of January 31, 2015

<u>CASH ON HAND</u>		
INVESTMENT MATURITY REPORT - END OF DAY 01/31/2015	\$63,047,279.32	
CASH ON HAND - END OF DAY 01/31/2015	\$3,240.94	
CHECKING ACCOUNT - END OF DAY 01/31/2015	\$13,483,568.27	
	<u>\$76,534,088.53</u>	
<u>RECONCILIATION FROM CASH ON HAND TO COUNTY FINANCIAL SYSTEM</u>		
EBT ADJUSTMENT	(247,391.60)	
RETURN SETTLEMENT	5,491.87	
DAILY PAIDS ADJUSTMENT - CHECKS IN PROCESS / NOT CLEARED	931.88	
NSF CHECKS - PROCESSED AFTER 01/31/2015	(\$3,770.13)	
TREASURER MONTH END ADJUSTMENT	\$3.49	
BALANCE	<u>\$76,289,354.04</u>	
END OF THE MONTH FUND BALANCES AS OF JANUARY 31, 2015 - COUNTY FINANCIAL SYSTEM	<u>\$76,289,354.04</u>	
	<u>0.00</u>	

COST VALUE



PORTFOLIO HOLDINGS DISTRIBUTION BY SECURITY SECTOR JANUARY 31, 2015



■ US BANK ACTIVE CASH

■ DEBT

■ LOCAL GOVERNMENT INVESTMENT POOL

■ CERTIFICATE OF DEPOSIT

■ US AGENCY

■ US TREASURY