

LASSEN COUNTY PORTFOLIO - JULY 31, 2019

Lassen County
 Portfolio Holdings
 month end portfolio report
 Report Format: By Transaction
 Group By: Security Sector
 Average By: Face Amount / Shares
 Portfolio / Report Group: All Portfolios
 As of 7/31/2019

Description	CUSIP/Ticker	Settlement Date	Face Amount/Shares	Market Value	Cost Value	Book Value	Accrued Interest	Coupon Rate	YTM @ Cost	Maturity Date	Days To Maturity	% of Portfolio
Cash												
US Bank Active Cash	CHECKING	6/30/2010	3,316,046.69	3,316,046.69	3,316,046.69	3,316,046.69		0.600	0.600	N/A	1	3.67
US Bank Cash	EBT	3/20/2012	289,651.84	289,651.84	289,651.84	289,651.84		0.000	0.000	N/A	1	0.32
Sub Total / Average Cash			3,605,698.53	3,605,698.53	3,605,698.53	3,605,698.53	0.00	0.552	0.552		1	3.99
Certificate Of Deposit												
ALLY BANK UT 1.2 8/12/2019	02006LJ53	8/11/2016	250,000.00	249,920.00	250,000.00	250,000.00	1,397.26	1.200	1.200	8/12/2019	12	0.28
AMERICAN EXPRESS BK FSB 2.4 5/17/2022	02587CEZ9	5/17/2017	246,000.00	246,907.74	246,000.00	246,000.00	1,213.15	2.400	2.400	5/17/2022	1,021	0.27
AMERICAN EXPRESS BK FSB 2.4 9/12/2022	02587CGJ3	9/12/2017	248,000.00	248,612.56	248,000.00	248,000.00	2,299.27	2.400	2.400	9/12/2022	1,139	0.27
AMERICAN EXPRESS CENTURION 2.45 4/5/2022	02587DN38	4/5/2017	248,000.00	249,240.00	248,000.00	248,000.00	1,947.65	2.450	2.450	4/5/2022	979	0.27
BANK OF BARODA 3.3 9/28/2023	06062R4E9	10/1/2018	250,000.00	258,895.00	250,000.00	250,000.00	2,825.34	3.300	3.300	9/28/2023	1,520	0.28
BANK OF NEW ENGLAND NH 1.5 10/19/2021	063847AW7	10/19/2016	248,000.00	244,609.84	248,000.00	248,000.00	122.30	1.500	1.500	10/19/2021	811	0.27
BANK OF NEW ENGLAND NH 3.25 7/31/2023	06426KAN8	7/31/2018	250,000.00	258,200.00	250,000.00	250,000.00	0.00	3.250	3.250	7/31/2023	1,461	0.28
BANKERS BK WEST DENVER COL 1.65 7/27/2020	06610TDS1	1/25/2017	250,000.00	249,172.50	250,000.00	250,000.00	67.81	1.650	1.650	7/27/2020	362	0.28
BARCLAYS BK DEL 2.25 7/26/2022	06740KKR7	7/31/2017	245,000.00	245,896.70	245,000.00	245,000.00	75.51	2.250	2.250	7/26/2022	1,091	0.27
BMW BK NORTH AMER SALT LAKE 2.1 6/15/2020	05580ABT0	6/15/2015	248,000.00	247,923.12	248,000.00	248,000.00	656.35	2.100	2.100	6/15/2020	320	0.27
BRIDGEWATER BANK BLOOMINGTON 1.6 7/16/2020	108622EL1	10/16/2015	250,000.00	249,080.00	250,000.00	250,000.00	164.38	1.600	1.600	7/16/2020	351	0.28
CAPITAL ONE BANK USA 1.7 4/6/2021	140420XR6	4/6/2016	248,000.00	247,409.76	248,000.00	248,000.00	1,339.88	1.700	1.700	4/6/2021	615	0.27
CAPITAL ONE NA 2.35 8/23/2022	14042RHM6	8/23/2017	247,000.00	248,523.99	247,000.00	247,000.00	2,512.63	2.350	2.350	8/23/2022	1,119	0.27
CIT BANK SALT LAKE CITY UTAH 1.9 6/10/2020	17284DCK6	6/10/2015	248,000.00	247,818.96	248,000.00	248,000.00	658.39	1.900	1.900	6/10/2020	315	0.27
CITIBANK NA 2.7 3/29/2021	17312QH77	3/29/2018	250,000.00	252,680.00	250,000.00	250,000.00	2,293.15	2.700	2.700	3/29/2021	607	0.28
CITIBANK NA 3 4/24/2023	17312QJ67	4/24/2018	245,000.00	250,936.35	245,000.00	245,000.00	1,973.42	3.000	3.000	4/24/2023	1,363	0.27
COMENITY CAPITAL BANK 1.6 4/12/2021	20033APV2	4/11/2016	250,000.00	249,395.00	250,000.00	250,000.00	219.18	1.600	1.600	4/12/2021	621	0.28

LASSEN COUNTY PORTFOLIO - JULY 31, 2019

Description	CUSIP/Ticker	Settlement Date	Face Amount/Shares	Market Value	Cost Value	Book Value	Accrued Interest	Coupon Rate	YTM @ Cost	Maturity Date	Days To Maturity	% of Portfolio
COMMERCIAL BK ALA MICH 2.05 7/19/2022	201282HP8	7/19/2017	245,000.00	244,490.40	245,000.00	245,000.00	165.12	2.050	2.050	7/19/2022	1,084	0.27
CONGRESSIONAL BANK 2.1 7/24/2024	20726ABD9	7/24/2019	247,000.00	243,198.67	247,000.00	247,000.00	99.48	2.100	2.100	7/24/2024	1,820	0.27
CUSTOMERS BANK 2.25 10/23/2019	23204HFN3	4/23/2018	245,000.00	245,139.65	245,000.00	245,000.00	1,495.17	2.250	2.250	10/23/2019	84	0.27
DISCOVER BANK CD 2.35 9/7/2022	254673BZ8	9/7/2017	247,000.00	248,462.24	247,000.00	247,000.00	2,321.80	2.350	2.350	9/7/2022	1,134	0.27
ENERBANK USA UT 1.75 10/16/2020	29266NS32	10/16/2015	250,000.00	249,237.50	250,000.00	250,000.00	179.79	1.750	1.750	10/16/2020	443	0.28
EVERBANK/JACKSONVILLE FL 1.5 8/12/2021	29976DQ86	8/12/2016	250,000.00	247,172.50	250,000.00	250,000.00	1,736.30	1.500	1.500	8/12/2021	743	0.28
FIRST CENTURY BANK 1.7 8/10/2020	319428AD0	2/10/2017	245,000.00	244,277.25	245,000.00	245,000.00	239.63	1.700	1.700	8/10/2020	376	0.27
FIRST FNDTN BK 2.25 10/15/2019	32026UGNO	4/13/2018	245,000.00	245,127.40	245,000.00	245,000.00	1,646.20	2.250	2.250	10/15/2019	76	0.27
FIRST NAT'L BK AMER ELANSING CD 2.05 1/20/2022	32110YJR7	1/20/2017	250,000.00	249,730.00	250,000.00	250,000.00	154.45	2.050	2.050	1/20/2022	904	0.28
FIRST SOURCE BANK 3.15 11/17/2021	33646CKP8	12/17/2018	220,000.00	225,255.80	220,000.00	220,000.00	835.40	3.150	3.150	11/17/2021	840	0.24
FIRST TECHNOLOGY FCU 2.25 9/28/2022	33715LAP5	9/28/2017	245,000.00	245,619.85	245,000.00	245,000.00	45.31	2.250	2.250	9/28/2022	1,155	0.27
FIRST TECHNOLOGY FEDERAL CU 3.4 8/17/2023	33715LCB4	8/17/2018	250,000.00	259,712.50	250,000.00	250,000.00	326.03	3.400	3.400	8/17/2023	1,478	0.28
Franklin Synergy Bk Tenn CD 2 1/31/2022	35471TCV2	1/31/2017	245,000.00	244,421.80	245,000.00	245,000.00	0.00	2.000	2.000	1/31/2022	915	0.27
GOLDMAN SACHS BK USA NY 2.05 6/10/2020	38148JVT5	6/10/2015	248,000.00	247,925.60	248,000.00	248,000.00	710.37	2.050	2.050	6/10/2020	315	0.27
GOTHENBURG ST BANK 1.5 4/6/2021-16	38349CBS1	4/6/2016	250,000.00	247,757.50	250,000.00	250,000.00	256.85	1.500	1.500	4/6/2021	615	0.28
HSBC BANK USA 2.45 3/21/2022-19	40434YGK7	3/21/2017	245,000.00	245,117.60	245,000.00	245,000.00	2,170.77	2.450	2.450	3/21/2022	964	0.27
INDUSTRIAL & COM BK CHNA CD 2.3 9/20/2022	45581EAK7	9/20/2017	220,000.00	220,926.20	220,000.00	220,000.00	152.49	2.300	2.300	9/20/2022	1,147	0.24
JEFFERSON FIN CRED UNION 2.45 11/10/2022	474067AF2	11/10/2017	246,000.00	247,945.86	246,000.00	246,000.00	1,354.01	2.450	2.450	11/10/2022	1,198	0.27
JP MORGAN CHASE BANK NA 1.65 8/16/2021	48126XAH8	8/16/2016	248,000.00	244,981.84	248,000.00	248,000.00	852.03	1.650	1.650	8/16/2021	747	0.27
KANSAS STATE BANK OF MANHATTAN 2.6 5/30/2024	50116CCF4	5/30/2019	250,000.00	252,015.00	250,000.00	250,000.00	17.81	2.600	2.600	5/30/2024	1,765	0.28
KNOX TRA EMPL CREDIT UN 2.4 12/29/2022	499724AB8	12/29/2017	245,000.00	246,335.25	245,000.00	245,000.00	483.29	2.400	2.400	12/29/2022	1,247	0.27
LAKESIDE BANK CHICAGO 1.85 10/23/2020-16	51210SKY2	10/23/2015	250,000.00	249,525.00	250,000.00	250,000.00	101.37	1.850	1.850	10/23/2020	450	0.28
LCA BANK CORP 2.05 9/14/2022	501798LB6	9/14/2017	250,000.00	249,195.00	250,000.00	250,000.00	1,951.71	2.050	2.050	9/14/2022	1,141	0.28
LIVE OAK BANKING COMPANY 1.4 8/19/2021	538036CH5	8/19/2016	250,000.00	246,927.50	250,000.00	250,000.00	287.67	1.400	1.400	8/19/2021	750	0.28
MAIN STREET BANK 2.6 4/26/2024	56065GAG3	4/26/2019	220,000.00	221,775.40	220,000.00	220,000.00	78.36	2.600	2.600	4/26/2024	1,731	0.24
MARLIN BUSINESS BANK 1.4 10/28/2020	57116AMW5	10/28/2016	200,000.00	198,168.00	200,000.00	200,000.00	721.10	1.400	1.400	10/28/2020	455	0.22
MB FINANCIAL BK 2.7 4/26/2021	55266CZE9	4/26/2018	245,000.00	247,726.85	245,000.00	245,000.00	90.62	2.700	2.700	4/26/2021	635	0.27

LASSEN COUNTY PORTFOLIO - JULY 31, 2019

Description	CUSIP/Ticker	Settlement Date	Face Amount/Shares	Market Value	Cost Value	Book Value	Accrued Interest	Coupon Rate	YTM @ Cost	Maturity Date	Days To Maturity	% of Portfolio
MEDALLION BANK UTAH 2.05 12/16/2021	58403B5Q5	12/16/2016	250,000.00	249,770.00	250,000.00	250,000.00	210.62	2.050	2.050	12/16/2021	869	0.28
MERCANTILE COMMERCEBANK 2.05 12/9/2021	58733ADN6	12/9/2016	250,000.00	249,775.00	250,000.00	250,000.00	730.14	2.050	2.050	12/9/2021	862	0.28
MERRICK BANK 2.7 4/16/2021	59013JR68	4/16/2018	245,000.00	247,695.00	245,000.00	245,000.00	271.85	2.700	2.700	4/16/2021	625	0.27
MORGAN STANLEY 2.3 10/15/2019	61760AKA6	4/12/2018	245,000.00	245,154.35	245,000.00	245,000.00	1,698.22	2.300	2.300	10/15/2019	76	0.27
MORGAN STANLEY BANK NA 2.65 1/11/2023	61747MF63	1/11/2018	246,000.00	249,303.78	246,000.00	246,000.00	357.21	2.650	2.650	1/11/2023	1,260	0.27
MOUNTAIN AMERICA FCU 2.3 10/12/2022	62384RAB2	10/12/2017	245,000.00	245,928.55	245,000.00	245,000.00	293.33	2.300	2.300	10/12/2022	1,169	0.27
NORTHWEST BANK 3.25 10/12/2023	66736ABN8	10/12/2018	250,000.00	258,502.50	250,000.00	250,000.00	422.95	3.250	3.250	10/12/2023	1,534	0.28
PINNACLE BANK 2.25 10/21/2019	72345SGR6	4/20/2018	245,000.00	245,142.10	245,000.00	245,000.00	166.13	2.250	2.250	10/21/2019	82	0.27
PRIVATEBANK & TRUST CO 1.5 8/30/2021	74267GVM6	8/29/2016	250,000.00	246,880.00	250,000.00	250,000.00	1,571.92	1.500	1.500	8/30/2021	761	0.28
SALLIE MAE BANK/SALT LAKE 1.35 8/10/2020	795450YQ2	8/10/2016	250,000.00	248,152.50	250,000.00	250,000.00	1,581.16	1.350	1.350	8/10/2020	376	0.28
SCE FED CR UN IRWINDALE Var. CD 7/24/2023	78413RAA5	7/24/2018	250,000.00	256,377.50	250,000.00	250,000.00	118.89	2.500	2.500	7/24/2023	1,454	0.28
STATE BANK INDIA 1.65 10/27/2021	856283ZX7	10/27/2016	245,000.00	241,626.35	245,000.00	245,000.00	1,052.16	1.650	1.650	10/27/2021	819	0.27
STATE BANK OF REESEVILLE 2.55 4/12/2023	856487AQ6	4/12/2019	250,000.00	252,127.50	250,000.00	250,000.00	331.85	2.550	2.550	4/12/2023	1,351	0.28
SYNCHRONY BANK 2.35 10/20/2022	87165FSA3	10/20/2017	247,000.00	248,274.52	247,000.00	247,000.00	1,622.08	2.350	2.350	10/20/2022	1,177	0.27
THIRD FED SAV& LN 2.5 1/31/2022	88413QBY3	1/30/2018	245,000.00	247,403.45	245,000.00	245,000.00	16.78	2.500	2.500	1/31/2022	915	0.27
TOWNBANK/PORTSMOUTH VA 2.7 4/27/2021	89214PEJ7	4/27/2018	245,000.00	247,719.50	245,000.00	245,000.00	1,721.71	2.700	2.700	4/27/2021	636	0.27
UBS BANK USA 3.15 5/30/2023	90348JCR9	5/30/2018	249,000.00	256,347.99	249,000.00	249,000.00	21.49	3.150	3.150	5/30/2023	1,399	0.28
WASHINGTON FEDERAL 1.5 3/31/2021	938828AC4	3/31/2016	250,000.00	248,565.00	250,000.00	250,000.00	0.00	1.500	1.500	3/31/2021	609	0.28
WELLS FARGO BANK NA 1.6 8/3/2021	9497486Z5	8/3/2016	250,000.00	247,010.00	250,000.00	250,000.00	306.85	1.600	1.600	8/3/2021	734	0.28
Sub Total / Average Certificate Of Deposit			15,479,000.00	15,535,145.27	15,479,000.00	15,479,000.00	50,734.14	2.197	2.197		867	17.13
Corporate												
AMERICAN HONDA FINANCE CORP 2.45 9/24/2020	02665WAZ4	10/20/2015	250,000.00	250,455.00	254,225.00	250,983.61	2,160.76	2.450	2.087	9/24/2020	421	0.28
APPLE INC 2.3 5/11/2022	037833CQ1	5/11/2017	250,000.00	251,327.50	250,000.00	250,000.00	1,277.78	2.300	2.300	5/11/2022	1,015	0.28
APPLE INC 2.4 5/3/2023	037833AK6	8/29/2018	1,000,000.00	1,008,320.00	971,219.91	976,893.89	5,866.67	2.400	3.065	5/3/2023	1,372	1.11
AUTOMATIC DATA PROCESSING INC 2.25 9/15/2020-20	053015AD5	1/19/2016	250,000.00	250,302.50	254,777.50	251,151.62	2,125.00	2.250	1.820	9/15/2020	412	0.28
BANK OF NY MELLON 2.3 9/11/2019- 19	06406HCW7	5/4/2015	250,000.00	249,970.00	255,875.00	250,149.97	2,236.11	2.300	1.737	9/11/2019	42	0.28
BANK OF NY MELLON 2.661 5/16/2023	06406RAC1	5/24/2019	500,000.00	503,500.00	499,200.00	499,237.43	2,771.88	2.661	2.704	5/16/2023	1,385	0.55
084670BL1		4/29/2015	250,000.00	249,957.50	257,306.80	250,061.48	2,435.42	2.100	1.396	8/14/2019	14	0.28

LASSEN COUNTY PORTFOLIO - JULY 31, 2019

Description	CUSIP/Ticker	Settlement Date	Face Amount/Shares	Market Value	Cost Value	Book Value	Accrued Interest	Coupon Rate	YTM @ Cost	Maturity Date	Days To Maturity	% of Portfolio
BERKSHIRE HATHAWAY 2.1 8/14/2019												
CISCO SYSTEMS 1.85 9/20/2021	17275RBJO	12/8/2016	250,000.00	248,407.50	245,500.00	247,990.42	1,682.99	1.850	2.249	9/20/2021	782	0.28
COSTCO WHOLESALE CORP 2.3 5/18/2022	22160KAK1	5/18/2017	250,000.00	251,137.50	250,000.00	250,000.00	1,165.97	2.300	2.300	5/18/2022	1,022	0.28
EXXON MOBIL CORP 2.222 3/1/2021	30231GAV4	5/13/2016	250,000.00	250,442.50	256,620.00	252,183.68	2,314.58	2.222	1.646	3/1/2021	579	0.28
GENERAL ELECTRIC CAPITAL CORP 2.2 1/9/2020	36962G7M0	5/15/2015	250,000.00	249,807.50	253,300.00	250,311.47	336.11	2.200	1.902	1/9/2020	162	0.28
GENERAL ELECTRIC CO 3.1 1/9/2023	36962G6S8	2/26/2018	250,000.00	252,245.00	247,225.80	248,040.81	473.61	3.100	3.348	1/9/2023	1,258	0.28
IBM CORP 1.625 5/15/2020	459200HM6	1/31/2017	250,000.00	248,622.50	248,310.00	249,593.54	857.64	1.625	1.837	5/15/2020	289	0.28
INTEL CORP. 2.45 7/29/2020	458140AQ3	10/13/2015	250,000.00	250,437.50	255,727.50	251,187.98	34.03	2.450	1.947	7/29/2020	364	0.28
INTER-AMERICAN DEV BK 1.25 9/14/2021	4581X0CV8	12/6/2016	2,000,000.00	1,970,420.00	1,926,591.86	1,967,397.90	9,513.89	1.250	2.061	9/14/2021	776	2.21
INTL BK RECON & DEVELOP 1.2 12/1/2020	45905UXS8	8/19/2016	2,000,000.00	1,976,760.00	1,998,130.38	1,999,418.02	4,000.00	1.200	1.222	12/1/2020	489	2.21
INTL BK RECON & DEVELOP 1.875 10/7/2022	459058ES8	10/2/2017	2,000,000.00	1,996,180.00	1,988,506.00	1,992,702.42	11,875.00	1.875	1.996	10/7/2022	1,164	2.21
JOHN DEERE CAPITAL CORP 2.3 9/16/2019	24422ESS9	5/14/2015	250,000.00	249,910.00	254,800.00	250,138.28	2,156.25	2.300	1.837	9/16/2019	47	0.28
JOHNSON & JOHNSON 2.25 3/3/2022	478160CD4	3/8/2017	250,000.00	251,120.00	249,630.66	249,808.23	2,312.50	2.250	2.281	3/3/2022	946	0.28
KENTUCKY UTILITIES CORP 3.25 11/1/2020-20	491674BE6	1/13/2016	250,000.00	252,422.50	262,067.50	253,142.58	2,031.25	3.250	2.185	11/1/2020	459	0.28
MANUF & TRADERS TRUST CO 2.1 2/6/2020	55279HAJ9	6/13/2016	300,000.00	299,535.00	303,450.00	300,486.10	3,062.50	2.100	1.773	2/6/2020	190	0.33
MCDONALD'S CORP 2.2 5/26/2020	58013MET7	7/7/2015	250,000.00	249,695.00	248,215.00	249,700.64	993.06	2.200	2.355	5/26/2020	300	0.28
MICROSOFT CORP 1.55 8/8/2021	594918BP8	8/8/2016	250,000.00	247,492.50	250,825.00	250,333.21	1,862.15	1.550	1.481	8/8/2021	739	0.28
NORTHERN STATES PWR-MINN 2.2 8/15/2020-20	665772CM9	1/27/2016	250,000.00	249,875.00	253,795.00	250,866.50	2,536.11	2.200	1.850	8/15/2020	381	0.28
PACCAR FINANCIAL CORP 1.65 8/11/2021	69371RN44	9/1/2016	250,000.00	246,510.00	250,000.00	250,000.00	1,947.92	1.650	1.650	8/11/2021	742	0.28
PRAXAIR INC. 2.25 9/24/2020	74005PPB8	10/13/2015	250,000.00	249,992.50	252,810.00	250,651.62	1,984.38	2.250	2.010	9/24/2020	421	0.28
PUBLIC SERVICE GAS CO SECD 2 8/15/2019-19	74456QBJ4	5/6/2015	250,000.00	249,952.50	253,742.50	250,034.04	2,305.56	2.000	1.636	8/15/2019	15	0.28
STATE STREET CORP 2.55 8/18/2020	857477AS2	1/27/2016	250,000.00	250,635.00	255,252.50	251,206.70	2,886.46	2.550	2.064	8/18/2020	384	0.28
TEXAS INSTRUMENTS INC 1.75 5/1/2020	882508AZ7	5/13/2015	250,000.00	249,040.00	249,050.00	249,856.54	1,093.75	1.750	1.830	5/1/2020	275	0.28
Toyota Motor Credit Corp 1.9 4/8/2021	89236TCZ6	10/21/2016	220,000.00	218,915.40	222,543.20	220,960.62	1,312.06	1.900	1.630	4/8/2021	617	0.24
UNION PACIFIC CORP SR NT 1.8 2/1/2020	907818EA2	5/18/2015	250,000.00	249,052.50	250,300.00	250,031.90	2,250.00	1.800	1.773	2/1/2020	185	0.28
UNITED HEALTH GROUP INC 3.375 11/15/2021	91324PBT8	5/7/2018	500,000.00	510,590.00	504,410.00	502,865.80	3,562.50	3.375	3.109	11/15/2021	838	0.55
US BANCORP 2.35 1/29/2021-20	91159HHL7	5/5/2016	250,000.00	250,357.50	257,515.00	252,372.69	32.84	2.350	1.686	1/29/2021	548	0.28
VISA INC 2.2 12/14/2020	92826CAB8	5/17/2016	250,000.00	250,242.50	257,000.00	252,095.32	718.06	2.200	1.563	12/14/2020	502	0.28

LASSEN COUNTY PORTFOLIO - JULY 31, 2019

Description	CUSIP/Ticker	Settlement Date	Face Amount/Shares	Market Value	Cost Value	Book Value	Accrued Interest	Coupon Rate	YTM @ Cost	Maturity Date	Days To Maturity	% of Portfolio
WELLS FARGO & COMPANY 2.1 7/26/2021	949746SAO	8/1/2016	200,000.00	199,024.00	200,924.00	200,368.06	58.33	2.100	2.002	7/26/2021	726	0.22
WELLS FARGO & COMPANY 2.1 7/26/2021	949746SAO	4/1/2019	500,000.00	497,560.00	493,389.97	494,271.31	145.83	2.100	2.698	7/26/2021	726	0.55
Sub Total / Average Corporate			15,720,000.00	15,680,154.40	15,682,236.08	15,666,494.38	84,378.75	1.969	2.027		707	17.40
Local Government Investment Pool												
LAIF LGIP-Quarterly	LAIF9918	6/30/2013	24,031,836.39	24,031,836.39	24,031,836.39	24,031,836.39	48,665.99	2.350	2.350	N/A	1	26.60
Sub Total / Average Local Government Investment Pool			24,031,836.39	24,031,836.39	24,031,836.39	24,031,836.39	48,665.99	2.350	2.350		1	26.60
Municipal												
CALIFORNIA ST 1.8 4/1/2020	13063CSQ4	5/12/2015	2,000,000.00	1,998,380.00	1,990,680.00	1,998,728.37	12,000.00	1.800	1.900	4/1/2020	245	2.21
CONNECTICUT ST 2.99 1/15/2023	20772KAE9	1/23/2018	250,000.00	254,277.50	248,167.50	248,727.89	332.22	2.990	3.150	1/15/2023	1,264	0.28
CONNECTICUT-A-TXBL 1.75 8/15/2021	20772J3F7	8/29/2016	500,000.00	493,210.00	505,950.00	502,445.30	4,034.72	1.750	1.500	8/15/2021	746	0.55
FRESNO COUNTY CALIFORNIA PENSION 2.488 8/15/2019	358266CQ5	10/23/2015	250,000.00	250,015.00	254,997.50	250,000.00	2,868.11	2.488	1.941	8/15/2019	15	0.28
ILLINOIS STATE ST REV 3.49 6/15/2023	452227JM4	10/2/2018	500,000.00	508,035.00	497,990.00	498,344.99	2,229.72	3.490	3.583	6/15/2023	1,415	0.55
ILLINOIS-TXBL-BLDG 3.081 6/15/2023	452227FN6	8/30/2018	500,000.00	500,625.00	493,595.00	494,820.30	1,968.42	3.081	3.372	6/15/2023	1,415	0.55
Los Angeles Calif Mun Impt Corp Lease 3.146 11/1/	544587C30	11/27/2015	250,000.00	253,222.50	256,080.00	251,542.28	1,966.25	3.146	2.617	11/1/2020	459	0.28
LOS ANGELES MUNI IMP 3.432 11/1/2021	544587C48	11/29/2016	250,000.00	256,787.50	260,000.00	254,571.11	2,145.00	3.432	2.562	11/1/2021	824	0.28
MET GOVT NASH/DAVID CNTY 2.617 7/1/2023	592112LP9	10/30/2018	500,000.00	506,335.00	489,990.00	491,597.79	1,090.42	2.617	3.080	7/1/2023	1,431	0.55
MOUNTAIN VIEW SD #1 2.34 8/1/2023	624409BU1	5/17/2019	500,000.00	498,945.00	498,775.00	498,834.87	5,850.00	2.340	2.401	8/1/2023	1,462	0.55
PA HGR EDU FACS-REF 2 6/15/2022	70917SL27	9/14/2017	250,000.00	247,677.50	250,000.00	250,000.00	638.89	2.000	2.000	6/15/2022	1,050	0.28
PORT OF MORROW OR TRA 1.809 9/1/2022	73474TAM2	9/19/2017	250,000.00	246,305.00	247,207.50	248,260.56	1,884.38	1.809	2.047	9/1/2022	1,128	0.28
SALES TAX SECURITIZATION CORP 2.596 1/1/2022	79467BAS4	12/21/2017	250,000.00	250,455.00	251,125.00	250,675.00	540.83	2.596	2.478	1/1/2022	885	0.28
SAN DIEGO-A-TXBL 3.435 6/1/2023	797330AG2	10/2/2018	500,000.00	513,720.00	499,780.00	499,819.18	2,862.50	3.435	3.445	6/1/2023	1,401	0.55
STOCKTON PORT CA DIST PORT REVENUE 2.36 7/15/2020	86139PCC9	11/16/2016	250,000.00	248,470.00	253,160.00	250,824.14	262.22	2.360	2.001	7/15/2020	350	0.28
STOCKTON REDEVELOPMENT AGENCY, CA 2.125 9/1/2021	861403AS2	11/3/2016	250,000.00	247,580.00	250,852.50	250,367.88	2,213.54	2.125	2.051	9/1/2021	763	0.28
VICTOR VLY CA CMNTY CLG DIST 2.305 8/1/2023	92603PET5	5/16/2019	1,050,000.00	1,057,171.50	1,046,419.50	1,046,596.75	12,101.25	2.305	2.390	8/1/2023	1,462	1.16
Sub Total / Average Municipal			8,300,000.00	8,331,211.50	8,294,769.50	8,286,156.41	54,988.47	2.423	2.435		921	9.19
US Agency												
FAMC 1.8 8/26/2022	3132X0WX5	10/27/2017	2,000,000.00	1,990,480.00	1,971,549.34	1,981,921.81	15,500.00	1.800	2.111	8/26/2022	1,122	2.21

LASSEN COUNTY PORTFOLIO - JULY 31, 2019


Description	CUSIP/Ticker	Settlement Date	Face Amount/Shares	Market Value	Cost Value	Book Value	Accrued Interest	Coupon Rate	YTM @ Cost	Maturity Date	Days To Maturity	% of Portfolio
FAMC 2.77 2/21/2023	3132XOL33	2/23/2018	2,000,000.00	2,057,920.00	2,000,000.00	2,000,000.00	24,622.22	2.770	2.770	2/21/2023	1,301	2.21
FANNIE MAE 1.25 5/6/2021	3135GOK69	5/16/2016	2,000,000.00	1,975,820.00	1,991,975.76	1,997,153.41	5,902.78	1.250	1.334	5/6/2021	645	2.21
FFCB 1.85 7/26/2024	3133EKNV4	7/31/2019	2,000,000.00	1,992,400.00	1,993,370.00	1,993,370.00	513.89	1.850	1.920	7/26/2024	1,822	2.21
FFCB 2.31 5/13/2024	3133EKLBO	5/13/2019	2,000,000.00	2,034,580.00	2,000,000.00	2,000,000.00	10,010.00	2.310	2.310	5/13/2024	1,748	2.21
FHLB 1.75 6/12/2020	313383HU8	1/5/2016	2,000,000.00	1,995,320.00	2,004,246.00	2,000,826.87	4,763.89	1.750	1.700	6/12/2020	317	2.21
FHLB 1.83 7/29/2020	3130A5Z77	1/5/2016	1,000,000.00	997,730.00	1,005,240.00	1,001,141.07	101.67	1.830	1.710	7/29/2020	364	1.11
FHLB 1.85 8/15/2022	3130AC5A8	8/31/2017	2,000,000.00	1,999,520.00	2,003,768.00	2,002,311.46	17,061.11	1.850	1.810	8/15/2022	1,111	2.21
FHLB 1.875 11/29/2021	3130AABG2	12/2/2016	2,000,000.00	1,996,660.00	1,987,404.96	1,994,126.52	6,458.33	1.875	2.008	11/29/2021	852	2.21
FHLMC 1.25 10/2/2019	3137EADM8	10/7/2015	2,000,000.00	1,996,840.00	2,000,000.00	2,000,000.00	8,263.80	1.250	1.250	10/2/2019	63	2.21
FHLMC 1.3 8/25/2021	3134G96V4	12/27/2017	1,000,000.00	986,540.00	971,309.66	983,804.54	2,383.33	1.300	2.116	8/25/2021	756	1.11
FNMA 0.875 8/2/2019	3135GON33	1/18/2017	2,000,000.00	1,999,920.00	1,975,870.00	1,999,973.60	8,701.39	0.875	1.360	8/2/2019	2	2.21
FNMA 1.5 8/28/2019	3136G0YK1	3/12/2015	1,000,000.00	999,550.00	996,700.00	999,944.52	6,375.00	1.500	1.577	8/28/2019	28	1.11
Sub Total / Average US Agency			23,000,000.00	23,023,280.00	22,901,433.72	22,954,573.80	110,657.41	1.730	1.850		831	25.45

US Treasury

T-Bond 1.125 12/31/2019	912828UF5	12/10/2018	220,000.00	219,038.60	216,493.75	218,610.22	209.63	1.125	2.663	12/31/2019	153	0.24
Sub Total / Average US Treasury			220,000.00	219,038.60	216,493.75	218,610.22	209.63	1.125	2.663		153	0.24
Total / Average			90,356,534.92	90,426,364.69	90,211,467.97	90,242,369.73	349,634.39	2.032	2.077		568	100

California Government Code 53646 requires a statement denoting the ability of a local agency to meet its pool's expenditures for the next six months. To the best of my knowledge, the Lassen County Portfolio Pool has sufficient liquidity to meet its obligations for the next six months.

California Government Code 53646 (B) (2) requires a statement denoting that the portfolio is in compliance with the investment policy. To the best of my knowledge, the Lassen County Portfolio is in compliance.




Nancy Cardenas

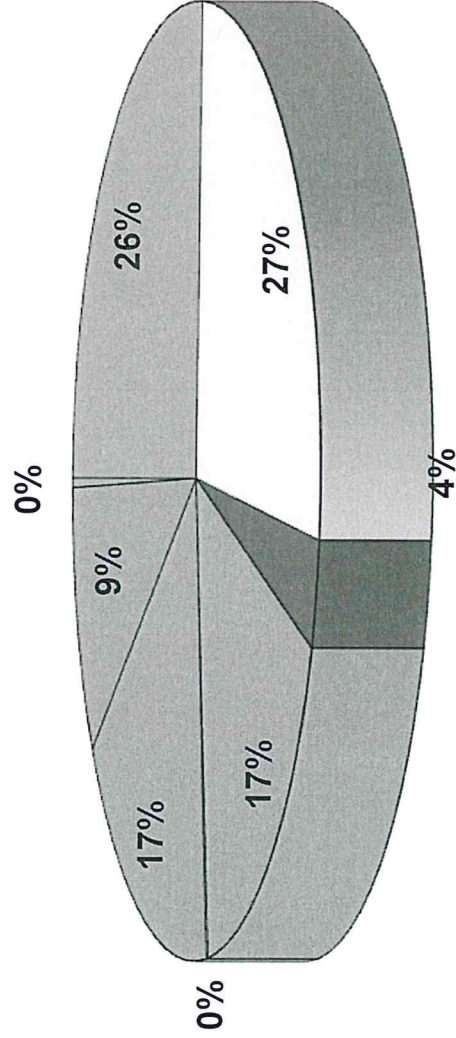


Date

COST VALUE



PORTFOLIO HOLDINGS DISTRIBUTION BY SECURITY SECTOR - JULY 31, 2019



- ☐ US AGENCY
- ☐ LOCAL GOVERNMENT INVESTMENT POOL
- ☐ USBANK ACTIVE CASH
- ☐ CORPORATE
- ☐ US TREASURY
- ☐ CERTIFICATE OF DEPOSIT
- ☐ MUNICIPAL
- ☐ EBT

00315501
 26-01-B-94-218-01
 0101 -21-00337-01

LASSEN COUNTY
 ACCOUNT 19-501130



ASSET DETAIL

DESCRIPTION	SHARES/ FACE AMOUNT	MARKET PRICE/UNIT	FEDERAL TAX COST	UNREALIZED GAIN (LOSS) SINCE INCEPTION/ CURRENT PERIOD	ENDING ACCRUAL	YIELD ON MARKET
US Government Issues						
F H L B Deb 1.875% 11/29/21 Standard & Poors Rating: AA+ Moody's Rating: Aaa 3130AABG2 Asset Minor Code 22	2,000,000.000	1,996,660.00 99.8330	1,987,404.96	9,255.04 - 7,560.00	6,458.33	1.88
F H L B Deb 1.850% 8/15/22 Standard & Poors Rating: AA+ Moody's Rating: Aaa 3130AC5A8 Asset Minor Code 22	2,000,000.000	1,999,520.00 99.9760	2,003,768.00	- 4,248.00 - 4,620.00	17,061.11	1.85
F H L B Deb 1.830% 7/29/20 Standard & Poors Rating: AA+ Moody's Rating: Aaa 3130A5Z77 Asset Minor Code 22	1,000,000.000	997,730.00 99.7730	1,005,240.00	- 7,510.00 - 340.00	101.67	1.83
F A M C M T N 2.770% 2/21/23 Standard & Poors Rating: N/A Moody's Rating: N/A 3132X0L33 Asset Minor Code 22	2,000,000.000	2,057,920.00 102.8960	2,000,000.00	57,920.00 - 180.00	24,622.22	2.69
F A M C M T N 1.800% 8/26/22 Standard & Poors Rating: N/A Moody's Rating: N/A 3132X0WX5 Asset Minor Code 22	2,000,000.000	1,990,480.00 99.5240	1,971,549.34	18,930.66 - 1,260.00	15,500.00	1.81
F F C B Deb 2.310% 5/13/24 Standard & Poors Rating: AA+ Moody's Rating: Aaa 3133EKL80 Asset Minor Code 22	2,000,000.000	2,034,580.00 101.7290	2,000,000.00	34,580.00 - 4,340.00	10,010.00	2.27

00315501
 26-01-B-94-218-01
 0101 -21-00337-01

LASSEN COUNTY
 ACCOUNT 19-501130



Page 7 of 49
 Period from July 1, 2019 to July 31, 2019

ASSET DETAIL (continued)

DESCRIPTION	SHARES/ FACE AMOUNT	MARKET PRICE/UNIT	FEDERAL TAX COST	UNREALIZED GAIN (LOSS) SINCE INCEPTION/ CURRENT PERIOD	ENDING ACCRUAL	YIELD ON MARKET
F F C B Deb 1.850% 7/26/24 Standard & Poors Rating: AA+ Moody's Rating: Aaa 3133EKWV4 Asset Minor Code 22	2,000,000.000	1,992,400.00 99.6200	1,993,370.00	- 970.00 - 970.00	513.89	1.86
F H L B Deb 1.750% 6/12/20 Standard & Poors Rating: AA+ Moody's Rating: Aaa 313333HU8 Asset Minor Code 22	2,000,000.000	1,995,320.00 99.7660	2,004,246.00	- 8,926.00 360.00	4,763.89	1.75
F H L M C M T N 1.300% 8/25/21 Standard & Poors Rating: AA+ Moody's Rating: Aaa 3134G96V4 Asset Minor Code 22	1,000,000.000	986,540.00 98.6540	971,309.66	15,230.34 - 3,120.00	2,383.33	1.32
F N M A 1.250% 5/06/21 Standard & Poors Rating: AA+ Moody's Rating: Aaa 3135G0K69 Asset Minor Code 22	2,000,000.000	1,975,820.00 98.7910	1,991,975.76	- 16,155.76 - 3,640.00	5,902.78	1.27
F N M A 0.875% 8/02/19 Standard & Poors Rating: N/R Moody's Rating: WR 3135G0N33 Asset Minor Code 22	2,000,000.000	1,999,920.00 99.9960	1,975,870.00	24,050.00 2,340.00	8,701.39	0.88
F N M A M T N 1.500% 8/28/19 Standard & Poors Rating: AA+ Moody's Rating: Aaa 3136G0YK1 Asset Minor Code 22	1,000,000.000	999,550.00 99.9550	996,700.00	2,850.00 740.00	6,375.00	1.50
F H L M C M T N 1.250% 10/02/19 Standard & Poors Rating: AA+ Moody's Rating: Aaa 3137EADM8 Asset Minor Code 22	2,000,000.000	1,996,840.00 99.8420	2,000,000.00	- 3,160.00 1,680.00	8,263.89	1.25

00315501
 26-01-B-94 -218-01
 0101 -21-00337-01

LASSEN COUNTY
 ACCOUNT 19-501130



Page 8 of 49
 Period from July 1, 2019 to July 31, 2019

ASSET DETAIL (continued)

DESCRIPTION	SHARES/ FACE AMOUNT	MARKET PRICE/EUNIT	FEDERAL TAX COST	UNREALIZED GAIN (LOSS) SINCE INCEPTION/ CURRENT PERIOD	ENDING ACCRUAL	YIELD ON MARKET
U S Treasury Nt 1.000% 6/30/19 Standard & Poors Rating: N/A Moody's Rating: WR 912828TC4 Asset Minor Code 21	.000	100.0000	.00	-14,375.00	.00	0.00
U S Treasury Nt 1.125% 12/31/19 Standard & Poors Rating: N/A Moody's Rating: Aaa 912828UF5 Asset Minor Code 21	220,000.000	219,038.60 99.5630	216,493.75	2,544.85 103.40	215.22	1.13
Total US Government Issues	23,220,000.000	23,242,318.60	23,117,927.47	124,391.13 -35,181.60	110,872.72	1.72
Corporate Issues						
Ally Bank C D 1.200% 8/12/19 02006LJ53 Asset Minor Code 28	250,000.000	249,920.00 99.9680	250,000.00	-80.00 295.00	1,405.48	1.20
American Express C D 2.400% 5/17/22 02587CEZ9 Asset Minor Code 28	246,000.000	246,907.74 100.3690	246,000.00	907.74 947.10	1,229.33	2.39
Amer Exp Bank C D 2.400% 9/12/22 02587CGJ3 Asset Minor Code 28	248,000.000	248,612.56 100.2470	248,000.00	612.56 1,324.32	2,315.57	2.39
American C D 2.450% 4/05/22 02587DN38 Asset Minor Code 28	248,000.000	249,240.00 100.5000	248,000.00	1,240.00 902.72	1,964.30	2.44
American Honda Mtn 2.450% 9/24/20 Standard & Poors Rating: A Moody's Rating: A2 02665WAZ4 Asset Minor Code 28	250,000.000	250,455.00 100.1820	254,225.00	-3,770.00 -62.50	2,160.76	2.45

00315501
 26-01-B-94 -218-01
 0101 -21-00337-01

LASSEN COUNTY
 ACCOUNT 19-501130



Page 9 of 49
 Period from July 1, 2019 to July 31, 2019

ASSET DETAIL (continued)

DESCRIPTION	SHARES/ FACE AMOUNT	MARKET PRICE/UNIT	FEDERAL TAX COST	UNREALIZED GAIN (LOSS) SINCE INCEPTION/ CURRENT PERIOD	ENDING ACCRUAL	YIELD ON MARKET
Apple Inc 2.400% 5/03/23 Standard & Poors Rating: AA+ Moody's Rating: Aa1 037833AK6 Asset Minor Code 28	1,000,000.000	1,008,320.00 100.8320	971,219.91	37,100.09 - 1,580.00	5,866.67	2.38
Apple Inc 2.300% 5/11/22 Standard & Poors Rating: AA+ Moody's Rating: Aa1 037833CQ1 Asset Minor Code 28	250,000.000	251,327.50 100.5310	250,000.00	1,327.50 - 385.00	1,277.78	2.29
Automatic Data 2.250% 9/15/20 Standard & Poors Rating: AA Moody's Rating: Aa3 053015AD5 Asset Minor Code 28	250,000.000	250,302.50 100.1210	254,777.50	- 4,475.00 145.00	2,125.00	2.25
Bmw Bank C D 2.100% 6/15/20 05580ABT0 Asset Minor Code 28	248,000.000	247,923.12 99.9690	248,000.00	- 76.88 458.80	670.62	2.10
Bank Baroda New C D 3.300% 9/28/23 06062R4E9 Asset Minor Code 28	250,000.000	258,895.00 103.5580	250,000.00	8,895.00 1,667.50	2,847.95	3.19
Bank New Eng Sal C D 1.500% 10/19/21 063847AW7 Asset Minor Code 28	248,000.000	244,609.84 98.6330	248,000.00	- 3,390.16 907.68	132.49	1.52
Bank Of Ny Mtn 2.300% 9/11/19 Standard & Poors Rating: A Moody's Rating: A1 06406HCW7 Asset Minor Code 28	250,000.000	249,970.00 99.9880	255,875.00	- 5,905.00 - 37.50	2,236.11	2.30
Bank Of Ny Mtn 2.661% 5/16/23 Standard & Poors Rating: A Moody's Rating: A1 06406RAC1 Asset Minor Code 28	500,000.000	503,500.00 100.7000	499,200.00	4,300.00 - 555.00	2,771.88	2.64

00315501
 26--01-B-94 -218-01
 0101 -21-00337-01



LASSEN COUNTY
 ACCOUNT 19-501130

Page 10 of 49
 Period from July 1, 2019 to July 31, 2019

ASSET DETAIL (continued)

DESCRIPTION	SHARES/ FACE AMOUNT	MARKET PRICE/UNIT	FEDERAL TAX COST	UNREALIZED GAIN (LOSS) SINCE INCEPTION/ CURRENT PERIOD	ENDING ACCRUAL	YIELD ON MARKET
Bank Of New C D 3.250% 7/31/23 06426KAN8 Asset Minor Code 28	250,000.000	258,200.00 103.2800	250,000.00	8,200.00 1,510.00	22.26	3.15
Bankers Bank Of C D 1.650% 7/27/20 06610TDS1 Asset Minor Code 28	250,000.000	249,172.50 99.6690	250,000.00	- 827.50 577.50	79.11	1.66
Barclays Bank C D 2.250% 7/26/22 06740KKR7 Asset Minor Code 28	245,000.000	245,896.70 100.3660	245,000.00	896.70 1,146.60	90.62	2.24
Berkshire Hathaway 2.100% 8/14/19 Standard & Poors Rating: AA Moody's Rating: Aa2 084670BL1 Asset Minor Code 28	250,000.000	249,957.50 99.9830	257,306.80	- 7,349.30 47.50	2,435.42	2.10
Bridgewater Mn C D 1.600% 7/16/20 108622EL1 Asset Minor Code 28	250,000.000	249,080.00 99.6320	250,000.00	- 920.00 575.00	175.34	1.61
Capital One Natl C D 2.350% 8/23/22 14042RHM6 Asset Minor Code 28	247,000.000	248,523.99 100.6170	247,000.00	1,523.99 1,200.42	2,528.54	2.34
Capital One C D 1.700% 4/06/21 140420XR6 Asset Minor Code 28	248,000.000	247,409.76 99.7620	248,000.00	- 590.24 691.92	1,351.43	1.70
Cisco Systems Inc 1.850% 9/20/21 Standard & Poors Rating: AA- Moody's Rating: A1 17275RBJ0 Asset Minor Code 28	250,000.000	248,407.50 99.3630	245,500.00	2,907.50 - 125.00	1,682.99	1.86
Cit Bk Salt Lake C D 1.900% 6/10/20 17284DCK6 Asset Minor Code 28	248,000.000	247,818.96 99.9270	248,000.00	- 181.04 466.24	671.30	1.90

00315501
 26-01-B-94-218-01
 0101 -21-00337-01

LASSEN COUNTY
 ACCOUNT 19-501130



Page 11 of 49
 Period from July 1, 2019 to July 31, 2019

ASSET DETAIL (continued)

DESCRIPTION	SHARES/ FACE AMOUNT	MARKET PRICE/UNIT	FEDERAL TAX COST	UNREALIZED GAIN (LOSS) SINCE INCEPTION/ CURRENT PERIOD	ENDING ACCRUAL	YIELD ON MARKET
Citibank Na C D 2.700% 3/29/21 17312QH77 Asset Minor Code 28	250,000.000	252,680.00 101.0720	250,000.00	2,680.00 522.50	2,311.64	2.67
Citibank Na C D 3.000% 4/24/23 17312QJ67 Asset Minor Code 28	245,000.000	250,936.35 102.4230	245,000.00	5,936.35 1,484.70	1,993.56	2.93
Comenity Capital C D 1.600% 4/12/21 20033APV2 Asset Minor Code 28	250,000.000	249,395.00 99.7580	250,000.00	- 605.00 700.00	230.14	1.60
Commercial Bank C D 2.000% 7/19/22 201282HP8 Asset Minor Code 28	245,000.000	244,490.40 99.7920	245,000.00	- 509.60 1,144.15	174.52	2.00
Congressional C D 2.100% 7/24/24 20726ABD9 Asset Minor Code 28	247,000.000	243,198.67 98.4610	247,000.00	- 3,801.33 - 3,801.33	113.69	2.13
Costco Wholesale 2.300% 5/18/22 Standard & Poors Rating: A+ Moody's Rating: Aa3 22160KAK1 Asset Minor Code 28	250,000.000	251,137.50 100.4550	250,000.00	1,137.50 - 390.00	1,165.97	2.29
Customers Bank C D 2.250% 10/23/19 23204HFN3 Asset Minor Code 28	245,000.000	245,139.65 100.0570	245,000.00	139.65 93.10	1,510.27	2.25
John Deere Cap Mtn 2.300% 9/16/19 Standard & Poors Rating: A Moody's Rating: A2 24422ESS9 Asset Minor Code 28	250,000.000	249,910.00 99.9640	254,800.00	- 4,890.00 - 30.00	2,156.25	2.30
Discover Bk C D 2.350% 9/07/22 254673BZ8 Asset Minor Code 28	247,000.000	248,462.24 100.5920	247,000.00	1,462.24 1,225.12	2,337.70	2.34

00315501
26-01-B-94-218-01
0101 -21-00337-01

LASSEN COUNTY
ACCOUNT 19-501130



Page 12 of 49
Period from July 1, 2019 to July 31, 2019

ASSET DETAIL (continued)

DESCRIPTION	SHARES/ FACE AMOUNT	MARKET PRICE/UNIT	FEDERAL TAX COST	UNREALIZED GAIN (LOSS) SINCE INCEPTION/ CURRENT PERIOD	ENDING ACCRUAL	YIELD ON MARKET
Enerbank USA C D 1.750% 10/16/20 29266NS32 Asset Minor Code 28	250,000.000	249,237.50 99.6950	250,000.00	- 762.50 625.00	191.78	1.76
Everbank C D 1.500% 8/12/21 29976DQ86 Asset Minor Code 28	250,000.000	247,172.50 98.8690	250,000.00	- 2,827.50 840.00	1,746.58	1.52
Exxon Mobil 2.222% 3/01/21 Standard & Poors Rating: AA+ Moody's Rating: Aaa 30231GAV4 Asset Minor Code 28	250,000.000	250,442.50 100.1770	256,620.00	- 6,177.50 - 250.00	2,314.58	2.22
First Century C D 1.700% 8/10/20 319428AD0 Asset Minor Code 28	245,000.000	244,277.25 99.7050	245,000.00	- 722.75 568.40	251.04	1.71
First Foundation C D 2.250% 10/15/19 32026UGN0 Asset Minor Code 28	245,000.000	245,127.40 100.0520	245,000.00	127.40 88.20	1,661.30	2.25
First Natl C D 2.050% 1/20/22 32110YJR7 Asset Minor Code 28	250,000.000	249,730.00 99.8920	250,000.00	- 270.00 887.50	156.60	2.05
First Source C D 3.150% 11/17/21 33646CKP8 Asset Minor Code 28	220,000.000	225,255.80 102.3890	220,000.00	5,255.80 523.60	854.38	3.08
First Technology C D 2.250% 9/28/22 33715LAP5 Asset Minor Code 28	245,000.000	245,619.85 100.2530	245,000.00	619.85 1,266.65	60.29	2.24
First Technology C D 3.400% 8/17/23 33715LCB4 Asset Minor Code 28	250,000.000	259,712.50 103.8850	250,000.00	9,712.50 1,530.00	349.32	3.27
Franklin Synergy C D 2.000% 1/31/22 35471TCV2 Asset Minor Code 28	245,000.000	244,421.80 99.7640	245,000.00	- 578.20 886.90	53.70	2.00

00315501
 26-01-B-94-218-01
 0101 -21-00337-01

LASSEN COUNTY
 ACCOUNT 19-501130



Page 13 of 49
 Period from July 1, 2019 to July 31, 2019

ASSET DETAIL (continued)

DESCRIPTION	SHARES/ FACE AMOUNT	MARKET PRICE/UNIT	FEDERAL TAX COST	UNREALIZED GAIN (LOSS) SINCE INCEPTION/ CURRENT PERIOD	ENDING ACCRUAL	YIELD ON MARKET
General Elec Cap Mtn 3.100% 1/09/23 Standard & Poors Rating: BBB+ Moody's Rating: Baa1 36962G6S8 Asset Minor Code 28	250,000.000	252,245.00 100.8980	247,225.80	5,019.20 35.00	473.61	3.07
General Elec Ca Mtn 2.200% 1/09/20 Standard & Poors Rating: BBB+ Moody's Rating: Baa1 36962G7M0 Asset Minor Code 28	250,000.000	249,807.50 99.9230	253,300.00	-3,492.50 480.00	336.11	2.20
Goldman Sachs Bk C D 2.050% 6/10/20 38148JVT5 Asset Minor Code 28	248,000.000	247,925.60 99.9700	248,000.00	-74.40 456.32	724.30	2.05
Gothenburg ST C D 1.500% 4/06/21 38349CBS1 Asset Minor Code 28	250,000.000	247,757.50 99.1030	250,000.00	-2,242.50 780.00	267.12	1.51
Hsbc Bank USA Na C D 2.450% 3/21/22 40434YGK7 Asset Minor Code 28	245,000.000	245,117.60 100.0480	245,000.00	117.60 22.05	2,187.21	2.45
Industrial Coml C D 2.300% 9/20/22 45581EAK7 Asset Minor Code 28	220,000.000	220,926.20 100.4210	220,000.00	926.20 1,119.80	166.36	2.29
Intel Corp 2.450% 7/29/20 Standard & Poors Rating: A+ Moody's Rating: A1 458140AQ3 Asset Minor Code 28	250,000.000	250,437.50 100.1750	255,727.50	-5,290.00 -72.50	34.03	2.45
IBM Corp 1.625% 5/15/20 Standard & Poors Rating: A Moody's Rating: A2 459200HM6 Asset Minor Code 28	250,000.000	248,622.50 99.4490	248,310.00	312.50 57.50	857.64	1.63

00315501
 26-01-B-94 -218-01
 0101 -21-00337-01

LASSEN COUNTY
 ACCOUNT 19-501130



Page 14 of 49
 Period from July 1, 2019 to July 31, 2019

ASSET DETAIL (continued)

DESCRIPTION	SHARES/ FACE AMOUNT	MARKET PRICE/UNIT	FEDERAL TAX COST	UNREALIZED GAIN (LOSS) SINCE INCEPTION/ CURRENT PERIOD	ENDING ACCRUAL	YIELD ON MARKET
Jefferson Fin C D 2.450% 11/10/22 474067AF2 Asset Minor Code 28	246,000.000	247,945.86 100.7910	246,000.00	1,945.86 1,303.80	1,370.52	2.43
Johnson Johnson 2.250% 3/03/22 Standard & Poors Rating: AAA Moody's Rating: Aaa 478160CD4 Asset Minor Code 28	250,000.000	251,120.00 100.4480	249,630.66	1,489.34 - 577.50	2,312.50	2.24
Jp Morgan Chase C D 1.650% 8/16/21 48126XAH8 Asset Minor Code 28	248,000.000	244,981.84 98.7830	248,000.00	- 3,018.16 845.68	863.24	1.67
Kentucky Util 3.250% 11/01/20 Standard & Poors Rating: A Moody's Rating: A1 491674BE6 Asset Minor Code 28	250,000.000	252,422.50 100.9690	262,067.50	- 9,645.00 282.50	2,031.25	3.22
Knox Tva Empl C D 2.400% 12/29/22 499724AB8 Asset Minor Code 28	245,000.000	246,335.25 100.5450	245,000.00	1,335.25 1,394.05	499.40	2.39
Ks Statebank C D 2.600% 5/30/24 50116CCF4 Asset Minor Code 28	250,000.000	252,015.00 100.8060	250,000.00	2,015.00 2,605.00	17.81	2.58
Lca Bank C D 2.050% 9/14/22 501798LB6 Asset Minor Code 28	250,000.000	249,195.00 99.6780	250,000.00	- 805.00 1,307.50	1,965.75	2.06
Lakeside Bank C D 1.850% 10/23/20 51210SKY2 Asset Minor Code 28	250,000.000	249,525.00 99.8100	250,000.00	- 475.00 607.50	114.04	1.85
Live Oak Banking C D 1.400% 8/19/21 538036CH5 Asset Minor Code 28	250,000.000	246,927.50 98.7710	250,000.00	- 3,072.50 855.00	297.26	1.42

00315501
26--01-B-94-218-01
0101 -21-00337-01

LASSEN COUNTY
ACCOUNT 19-501130



Page 15 of 49
Period from July 1, 2019 to July 31, 2019

ASSET DETAIL (continued)

DESCRIPTION	SHARES/ FACE AMOUNT	MARKET PRICE/UNIT	FEDERAL TAX COST	UNREALIZED GAIN (LOSS) SINCE INCEPTION/ CURRENT PERIOD	ENDING ACCRUAL	YIELD ON MARKET
Mb Financial C D 2.700% 4/26/21 55266CZE9 Asset Minor Code 28	245,000.000	247,726.85 101.1130	245,000.00	2,726.85 526.75	91.88	2.67
Manufac Trader Mtn 2.100% 2/06/20 Standard & Poors Rating: A Moody's Rating: A3 55279HAJ9 Asset Minor Code 28	300,000.000	299,535.00 99.8450	303,450.00	-3,915.00 -117.00	3,062.50	2.10
Mainstreet Bank C D 2.600% 4/26/24 56065GAG3 Asset Minor Code 28	220,000.000	221,775.40 100.8070	220,000.00	1,775.40 2,184.60	94.03	2.58
Marlin Business C D 1.400% 10/28/20 57116AMW5 Asset Minor Code 28	200,000.000	198,168.00 99.0840	200,000.00	-1,832.00 594.00	728.77	1.41
McDonalds Corp Mtn 2.200% 5/26/20 Standard & Poors Rating: BBB+ Moody's Rating: Baa1 58013MET7 Asset Minor Code 28	250,000.000	249,695.00 99.8780	248,215.00	1,480.00 192.50	993.06	2.20
Medallion Bank C D 2.050% 12/16/21 58403B5Q5 Asset Minor Code 28	250,000.000	249,770.00 99.9080	250,000.00	-230.00 852.50	224.66	2.05
Mercantil C D 2.050% 12/09/21 58733ADN6 Asset Minor Code 28	250,000.000	249,775.00 99.9100	250,000.00	-225.00 842.50	744.18	2.05
Merrick Bk C D 2.650% 4/16/21 59013JR68 Asset Minor Code 28	245,000.000	247,695.00 101.1000	245,000.00	2,695.00 524.30	284.60	2.62
Microsoft Corp 1.550% 8/08/21 Standard & Poors Rating: AAA Moody's Rating: Aaa 594918BP8 Asset Minor Code 28	250,000.000	247,492.50 98.9970	250,825.00	-3,332.50 -380.00	1,862.15	1.57

00315501
 26--01-B-94 -218-01
 0101 -21-00337-01



LASSEN COUNTY
 ACCOUNT 19-501130

Page 16 of 49
 Period from July 1, 2019 to July 31, 2019

ASSET DETAIL (continued)

DESCRIPTION	SHARES/ FACE AMOUNT	MARKET PRICE/UNIT	FEDERAL TAX COST	UNREALIZED GAIN (LOSS) SINCE INCEPTION/ CURRENT PERIOD	ENDING ACCRUAL	YIELD ON MARKET
Morgan Stanley C D 2.650% 1/11/23 61747MF63 Asset Minor Code 28	246,000.000	249,303.78 101.3430	246,000.00	3,303.78 1,377.60	375.07	2.61
Morgan Stanley C D 2.300% 10/15/19 61760AKA6 Asset Minor Code 28	245,000.000	245,154.35 100.0630	245,000.00	154.35 78.40	1,713.66	2.30
Mountain Amer C D 2.300% 10/12/22 62384RAB2 Asset Minor Code 28	245,000.000	245,928.55 100.3790	245,000.00	928.55 1,281.35	308.77	2.29
Northern States Pwr 2.200% 8/15/20 Standard & Poors Rating: A Moody's Rating: Aa3 665772CM9 Asset Minor Code 28	250,000.000	249,875.00 99.9500	253,795.00	- 3,920.00 - 175.00	2,536.11	2.20
Northwest Bank C D 3.250% 10/12/23 66736ABN8 Asset Minor Code 28	250,000.000	258,502.50 103.4010	250,000.00	8,502.50 1,730.00	445.21	3.14
Pnc Bank Na Mtn 2.250% 7/02/19 Standard & Poors Rating: N/R Moody's Rating: WR 69353RDD7 Asset Minor Code 28	.000	.00 100.0000	.00	.00 3,525.00	.00	0.00
Paccar Financial Mtn 1.650% 8/11/21 Standard & Poors Rating: A+ Moody's Rating: A1 69371RN44 Asset Minor Code 28	250,000.000	246,510.00 98.6040	250,000.00	- 3,490.00 - 797.50	1,947.92	1.67
Pinnacle Bank Tn C D 2.250% 10/21/19 723455GR6 Asset Minor Code 28	245,000.000	245,142.10 100.0580	245,000.00	142.10 90.65	181.15	2.25

00315501
 26-01-B-94-218-01
 0101 -21-00337-01

LASSEN COUNTY
 ACCOUNT 19-501130



Page 17 of 49
 Period from July 1, 2019 to July 31, 2019

ASSET DETAIL (continued)

DESCRIPTION	SHARES/ FACE AMOUNT	MARKET PRICE/UNIT	FEDERAL TAX COST	UNREALIZED GAIN (LOSS) SINCE INCEPTION/ CURRENT PERIOD	ENDING ACCRUAL	YIELD ON MARKET
Praxair Inc 2.250% 9/24/20 Standard & Poors Rating: A Moody's Rating: A2 74005PPB8 Asset Minor Code 28	250,000.000	249,992.50 99.9970	252,810.00	- 2,817.50 - 420.00	1,984.38	2.25
Privatebank C D 1.500% 8/30/21 74267GVM6 Asset Minor Code 28	250,000.000	246,880.00 98.7520	250,000.00	- 3,120.00 867.50	1,582.19	1.52
Public Service Mtn 2.000% 8/15/19 Standard & Poors Rating: A Moody's Rating: Aa3 74456QBJ4 Asset Minor Code 28	250,000.000	249,952.50 99.9810	253,742.50	- 3,790.00 165.00	2,305.56	2.00
Sce Federal C D 2.92674% 7/24/23 78413RAA5 Asset Minor Code 28	250,000.000	256,377.50 102.5510	250,000.00	6,377.50 1,577.50	160.37	2.85
Sallie Mae C D 1.350% 8/10/20 795450YQ2 Asset Minor Code 28	250,000.000	248,152.50 99.2610	250,000.00	- 1,847.50 677.50	1,590.41	1.36
State Bank India C D 1.650% 10/27/21 856283ZX7 Asset Minor Code 28	245,000.000	241,626.35 98.6230	245,000.00	- 3,373.65 904.05	1,063.23	1.67
State Bk Of C D 2.550% 4/12/23 856487AQ6 Asset Minor Code 28	250,000.000	252,127.50 100.8510	250,000.00	2,127.50 1,580.00	349.32	2.53
State Street Corp 2.550% 8/18/20 Standard & Poors Rating: A Moody's Rating: A1 857477AS2 Asset Minor Code 28	250,000.000	250,635.00 100.2540	255,252.50	- 4,617.50 - 475.00	2,886.46	2.54
Synchrony Bank C D 2.350% 10/20/22 87165FSA3 Asset Minor Code 28	247,000.000	248,274.52 100.5160	247,000.00	1,274.52 1,294.28	1,637.98	2.34

00315501
 26-01-B-94 -218-01
 0101 -21-00337-01

LASSEN COUNTY
 ACCOUNT 19-501130



Page 18 of 49
 Period from July 1, 2019 to July 31, 2019

ASSET DETAIL (continued)

DESCRIPTION	SHARES/ FACE AMOUNT	MARKET PRICE/UNIT	FEDERAL TAX COST	UNREALIZED GAIN (LOSS) SINCE INCEPTION/ CURRENT PERIOD	ENDING ACCRUAL	YIELD ON MARKET
Texas Instruments 1.750% 5/01/20 Standard & Poors Rating: A+ Moody's Rating: A1 882508AZ7 Asset Minor Code 28	250,000.000	249,040.00 99.6160	249,050.00	- 10.00 35.00	1,093.75	1.76
Third Fed Sav Ln C D 2.500% 1/31/22 88413QBY3 Asset Minor Code 28	245,000.000	247,403.45 100.9810	245,000.00	2,403.45 798.70	33.56	2.48
Towne Bank C D 2.700% 4/27/21 89214PBJ7 Asset Minor Code 28	245,000.000	247,719.50 101.1100	245,000.00	2,719.50 524.30	1,739.84	2.67
Toyota Motor Mtn 2.125% 7/18/19 Standard & Poors Rating: N/R Moody's Rating: WR 89236TBP9 Asset Minor Code 28	.000	.00 100.0000	.00	.00 3,475.00	.00	0.00
Toyota Motor Mtn 1.900% 4/08/21 Standard & Poors Rating: AA- Moody's Rating: Aa3 89236TCZ6 Asset Minor Code 28	220,000.000	218,915.40 99.5070	222,543.20	-3,627.80 -118.80	1,312.06	1.91
Ubs Bank USA C D 3.150% 5/30/23 90348JCR9 Asset Minor Code 28	249,000.000	256,347.99 102.9510	249,000.00	7,347.99 1,561.23	21.49	3.06
Union Pacific Corp 1.800% 2/01/20 Standard & Poors Rating: A- Moody's Rating: Baa1 907818EA2 Asset Minor Code 28	250,000.000	249,052.50 99.6210	250,300.00	-1,247.50 7.50	2,250.00	1.81
US Bancorp Mtn 2.350% 1/29/21 Standard & Poors Rating: A+ Moody's Rating: A1 91159HHL7 Asset Minor Code 28	250,000.000	250,357.50 100.1430	257,515.00	-7,157.50 -387.50	32.64	2.35

00315501
 26-01-B-94-218-01
 0101 -21-00337-01

LASSEN COUNTY
 ACCOUNT 19-501130



Page 19 of 49
 Period from July 1, 2019 to July 31, 2019

ASSET DETAIL (continued)

DESCRIPTION	SHARES/ FACE AMOUNT	MARKET PRICE/UNIT	FEDERAL TAX COST	UNREALIZED GAIN (LOSS) SINCE INCEPTION/ CURRENT PERIOD	ENDING ACCRUAL	YIELD ON MARKET
Unitedhealth Grip Inc 3.375% 11/15/21 Standard & Poors Rating: A+ Moody's Rating: A3 91324PBT8 Asset Minor Code 28	500,000.000	510,530.00 102.1060	504,410.00	6,120.00 - 1,340.00	3,562.50	3.31
Visa Inc 2.200% 12/14/20 Standard & Poors Rating: AA- Moody's Rating: Aa3 92826CAB8 Asset Minor Code 28	250,000.000	250,242.50 100.0970	257,000.00	- 6,757.50 - 150.00	718.06	2.20
Washington C D 1.500% 3/31/21 938828AC4 Asset Minor Code 28	250,000.000	248,565.00 99.4260	250,000.00	- 1,435.00 740.00	20.55	1.51
Wells Fargo 2.100% 7/26/21 Standard & Poors Rating: A- Moody's Rating: A2 949746SA0 Asset Minor Code 28	700,000.000	696,584.00 99.5120	694,313.97	2,270.03 378.00	204.17	2.11
Wells Fargo C D 1.600% 8/03/21 9497486Z5 Asset Minor Code 28	250,000.000	247,010.00 98.8040	250,000.00	- 2,990.00 837.50	317.81	1.62
Total Corporate Issues	25,199,000.000	25,271,939.67	25,248,007.84	23,931.83 54,396.90	110,652.46	2.23
Foreign Issues						
Inter Amer Dev Bk 1.250% 9/14/21 Standard & Poors Rating: N/A Moody's Rating: Aaa 4581X0CV8 Asset Minor Code 34	2,000,000.000	1,970,420.00 98.5210	1,926,591.86	43,828.14 - 5,480.00	9,513.89	1.27

00315501
26-01-B-94-218-01
0101 -21-00337-01

LASSEN COUNTY
ACCOUNT 19-501130



Page 20 of 49
Period from July 1, 2019 to July 31, 2019

ASSET DETAIL (continued)

DESCRIPTION	SHARES/ FACE AMOUNT	MARKET PRICE/UNIT	FEDERAL TAX COST	UNREALIZED GAIN (LOSS) SINCE INCEPTION/ CURRENT PERIOD	ENDING ACCRUAL	YIELD ON MARKET
Intl Bk M T N 1.200% 12/01/20 Standard & Poors Rating: N/A Moody's Rating: Aaa 45905UXS8 Asset Minor Code 34	2,000,000.000	1,976,760.00 98.8380	1,998,130.38	- 21,370.38 1,440.00	4,000.00	1.21
Intl Bk M T N 1.876% 10/07/22 Standard & Poors Rating: AAA Moody's Rating: Aaa 459058ES8 Asset Minor Code 34	2,000,000.000	1,996,180.00 99.8090	1,988,506.00	7,674.00 - 7,860.00	11,875.00	1.88
Total Foreign Issues	6,000,000.000	5,943,360.00	5,913,228.24	30,131.76 - 11,900.00	25,388.89	1.45
Municipal Issues						
California ST 1.800% 4/01/20 Standard & Poors Rating: AA- Moody's Rating: Aa3 13063CSQ4 Asset Minor Code 39	2,000,000.000	1,998,380.00 99.9190	1,990,680.00	7,700.00 460.00	12,000.00	1.80
Connecticut ST 1.750% 8/15/21 Standard & Poors Rating: A Moody's Rating: A1 20772J3F7 Asset Minor Code 39	500,000.000	493,210.00 98.6420	505,950.00	- 12,740.00 - 590.00	4,034.72	1.77
Connecticut ST Txbi 2.990% 1/15/23 Standard & Poors Rating: A Moody's Rating: A1 20772KAE9 Asset Minor Code 39	250,000.000	254,277.50 101.7110	248,167.50	6,110.00 - 645.00	332.22	2.94
Fresno Cnty Ca Pensn 2.488% 8/15/19 Standard & Poors Rating: AA Moody's Rating: N/A 358266CQ5 Asset Minor Code 39	250,000.000	250,015.00 100.0060	254,997.50	- 4,982.50 - 45.00	2,868.11	2.49

00315501
 26--01-B-94 -218-01
 0101 -21-00337-01

LASSEN COUNTY
 ACCOUNT 19-501130



Page 21 of 49
 Period from July 1, 2019 to July 31, 2019

ASSET DETAIL (continued)

DESCRIPTION	SHARES/ FACE AMOUNT	MARKET PRICE/UNIT	FEDERAL TAX COST	UNREALIZED GAIN (LOSS) SINCE INCEPTION/ CURRENT PERIOD	ENDING ACCRUAL	YIELD ON MARKET
Illinois ST Sales 3.081% 6/15/23 Standard & Poors Rating: BBB Moody's Rating: N/A 452227FN6 Asset Minor Code 39	500,000.000	500,625.00 100.1250	493,595.00	7,030.00 -3,770.00	1,968.42	3.08
Illinois ST Sales 3.490% 6/15/23 Standard & Poors Rating: BBB Moody's Rating: N/A 452227JM4 Asset Minor Code 39	500,000.000	508,035.00 101.6070	497,990.00	10,045.00 2,215.00	2,229.72	3.43
Los Angeles Ca Muni 3.146% 11/01/20 Standard & Poors Rating: AA- Moody's Rating: N/A 544587C30 Asset Minor Code 39	250,000.000	253,222.50 101.2890	256,080.00	-2,857.50 -585.00	1,966.25	3.11
Los Angeles Ca Muni 3.432% 11/01/21 Standard & Poors Rating: AA- Moody's Rating: N/A 544587C48 Asset Minor Code 39	250,000.000	256,787.50 102.7150	260,000.00	-3,212.50 -925.00	2,145.00	3.34
Met Govt Tn 2.617% 7/01/23 Standard & Poors Rating: AA Moody's Rating: Aa2 592112LP9 Asset Minor Code 39	500,000.000	506,335.00 101.2670	489,990.00	16,345.00 -1,640.00	1,090.42	2.58
Mountain View Ca Sch 2.340% 8/01/23 Standard & Poors Rating: AA Moody's Rating: N/A 624409BU1 Asset Minor Code 39	500,000.000	498,945.00 99.7890	498,775.00	170.00 -1,855.00	5,850.00	2.34
Pennsylvania ST Hgr 2.000% 6/15/22 Standard & Poors Rating: N/A Moody's Rating: Aa3 70917SL27 Asset Minor Code 39	250,000.000	247,677.50 99.0710	250,000.00	-2,322.50 -805.00	638.89	2.02

00315501
 26--01-B-94 -218-01
 0101 -21-00337-01



LASSEN COUNTY
 ACCOUNT 19-501130

Page 22 of 49
 Period from July 1, 2019 to July 31, 2019

ASSET DETAIL (continued)

DESCRIPTION	SHARES/ FACE AMOUNT	MARKET PRICE/UNIT	FEDERAL TAX COST	UNREALIZED GAIN (LOSS) SINCE INCEPTION/ CURRENT PERIOD	ENDING ACCRUAL	YIELD ON MARKET
Port Of Morrow Or 1.809% 9/01/22 Standard & Poors Rating: N/A Moody's Rating: Aa1 73474TAM2 Asset Minor Code 39	250,000.000	246,305.00 98.5220	247,207.50	- 902.50 - 1,422.50	1,884.38	1.84
Sales Tax II 2.596% 1/01/22 Standard & Poors Rating: AA- Moody's Rating: N/A 79467BAS4 Asset Minor Code 39	250,000.000	250,455.00 100.1820	251,125.00	- 670.00 - 1,590.00	540.83	2.59
San Diego Ca Tobacco 3.435% 6/01/23 Standard & Poors Rating: A Moody's Rating: N/A 797330AG2 Asset Minor Code 39	500,000.000	513,720.00 102.7440	499,780.00	13,940.00 - 2,225.00	2,862.50	3.34
Stockton Port Ca 2.360% 7/15/20 Standard & Poors Rating: N/A Moody's Rating: A3 86139PCC9 Asset Minor Code 39	250,000.000	248,470.00 99.3880	253,160.00	- 4,690.00 - 112.50	262.22	2.37
Stockton Ca Redev 2.125% 9/01/21 Standard & Poors Rating: AA Moody's Rating: N/A 861403AS2 Asset Minor Code 39	250,000.000	247,580.00 99.0320	250,852.50	- 3,272.50 - 505.00	2,213.54	2.15
Victor Vly Ca Crnty 2.305% 8/01/23 Standard & Poors Rating: AA- Moody's Rating: Aa2 92603PET5 Asset Minor Code 39	1,050,000.000	1,057,171.50 100.6830	1,046,419.50	10,752.00 - 441.00	12,101.25	2.29
Total Municipal Issues	8,300,000.000	8,331,211.50	8,294,769.50	36,442.00 - 14,481.00	54,988.47	2.41

00315501
 26-01-B-94-218-01
 0101 -21-00337-01

LASSEN COUNTY
 ACCOUNT 19-501130



Page 23 of 49
 Period from July 1, 2019 to July 31, 2019

ASSET DETAIL (continued)

DESCRIPTION	SHARES/ FACE AMOUNT	MARKET PRICE/UNIT	FEDERAL TAX COST	UNREALIZED GAIN (LOSS) SINCE INCEPTION/ CURRENT PERIOD	ENDING ACCRUAL	YIELD ON MARKET
Total Assets	62,719,000.000	62,788,829.77	62,573,933.05	214,896.72 - 7,165.70	301,902.54	1.99
Accrued Income	.000	301,902.54	301,902.54			
Grand Total	62,719,000.000	63,090,732.31	62,875,835.59			

ASSET DETAIL MESSAGES

Time of trade execution and trading party (if not disclosed) will be provided upon request.

Publicly traded assets are valued in accordance with market quotations or valuation methodologies from financial industry services believed by us to be reliable. Assets that are not publicly traded may be reflected at values from other external sources. Assets for which a current value is not available may be reflected at a previous value or as not valued, at par value, or at a nominal value. Values shown do not necessarily reflect prices at which assets could be bought or sold. Values are updated based on internal policy and may be updated less frequently than statement generation.

For further information, please contact your account manager or relationship manager.

Yield on Market and Accrued Income are estimates provided for informational purposes only and should not be relied on for making investment, trading, or tax decisions. The estimates may not represent the actual value earned by your investments and they provide no guarantee of what your investments may earn in the future.

0 * *	90,211,467.97 +
	24,031,836.39 -
	3,316,046.69 -
	289,651.84 -
	62,573,933.05 *

* Not on U.S. Bank Stmt

- LAIF } #
 - Checking }
 - EBT }