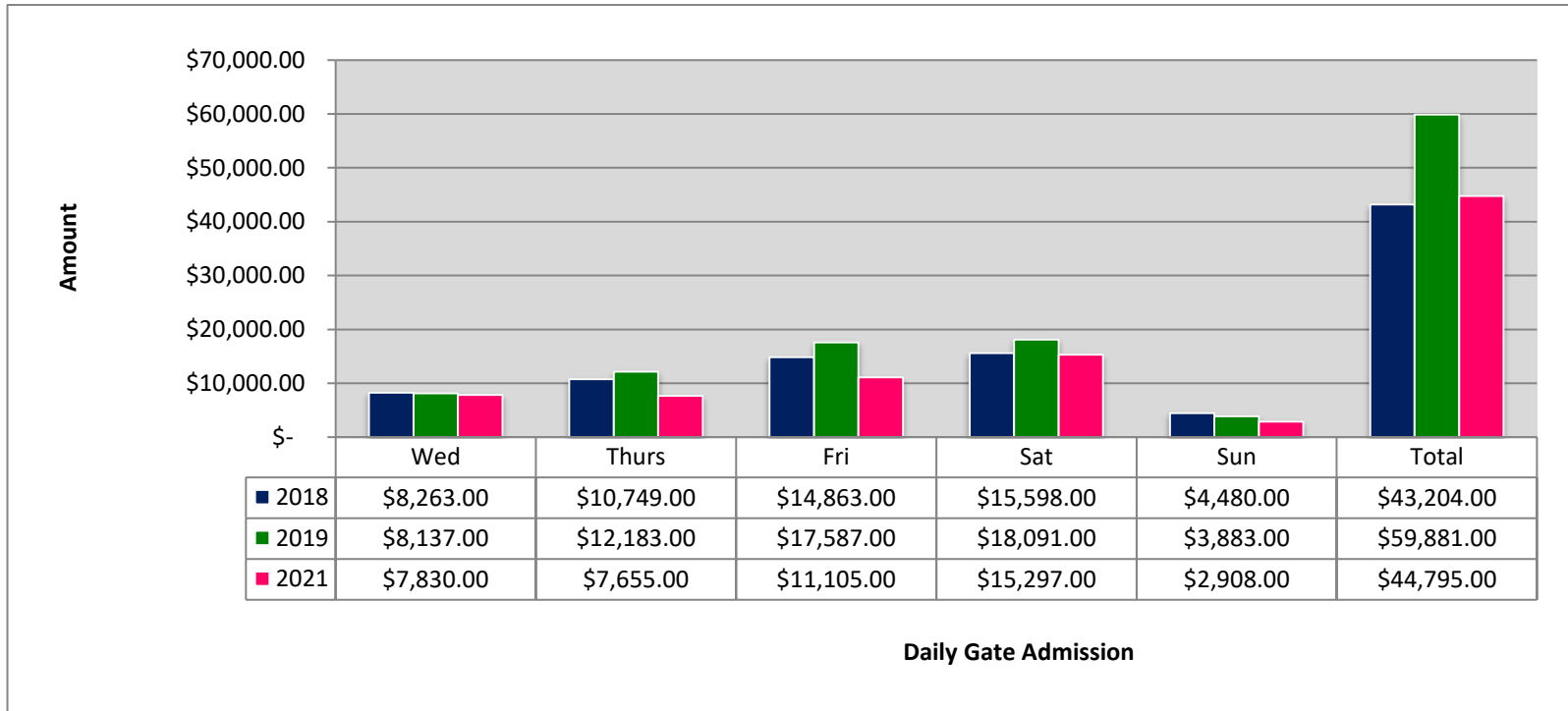


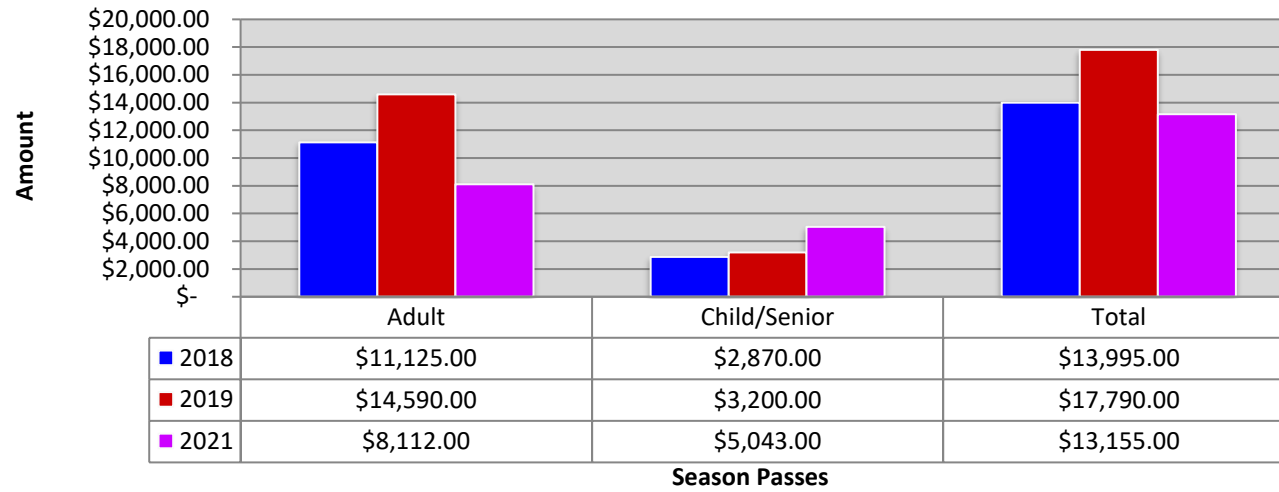
	Wed	Thurs	Fri	Sat	Sun	Total	% Change
2018	\$ 8,263.00	\$ 10,749.00	\$ 14,863.00	\$ 15,598.00	\$4,480.00	\$ 43,204.00	
2019	\$8,137.00	\$12,183.00	\$17,587.00	\$18,091.00	\$3,883.00	\$59,881.00	
2021	\$7,830.00	\$7,655.00	\$11,105.00	\$15,297.00	\$2,908.00	\$44,795.00	-25%

% Change 2019-2021
3.68%

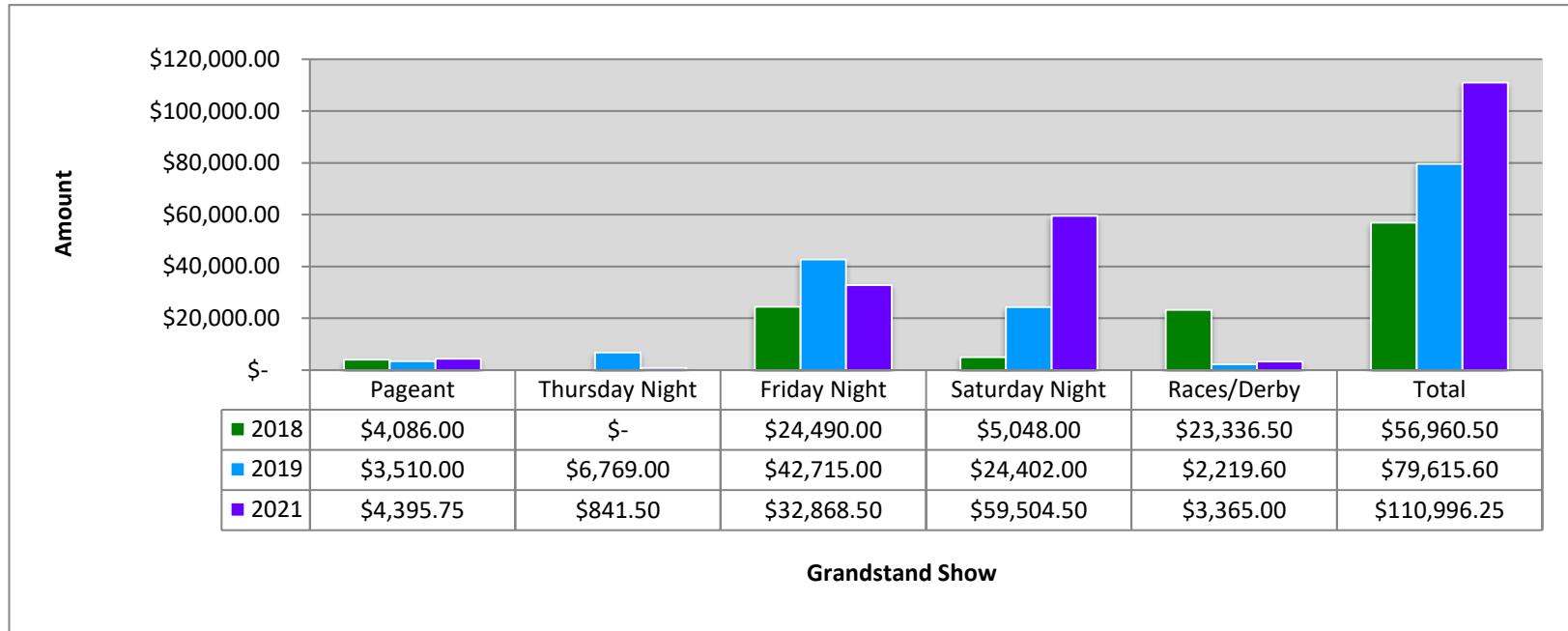


	Adult	Child/Senior	Total	% Increase
2018	\$ 11,125.00	\$ 2,870.00	\$ 13,995.00	
2019	\$ 14,590.00	\$ 3,200.00	\$ 17,790.00	
2021	\$ 8,112.00	\$ 5,043.00	\$ 13,155.00	-26.05%

% Change 2019-2021
-6.00%



	Rodeo	Pageant	Thursday Night	Friday Night	Saturday Night	Races/Derby	Total	% Change
2018		\$ 4,086.00	\$ -	\$ 24,490.00	\$ 5,048.00	\$ 23,336.50	\$ 56,960.50	
2019		\$ 3,510.00	\$ 6,769.00	\$ 42,715.00	\$ 24,402.00	\$ 2,219.60	\$ 79,615.60	39.77%
2021	\$10,021.00	\$ 4,395.75	\$ 841.50	\$ 32,868.50	\$ 59,504.50	\$ 3,365.00	\$ 110,996.25	39.42%

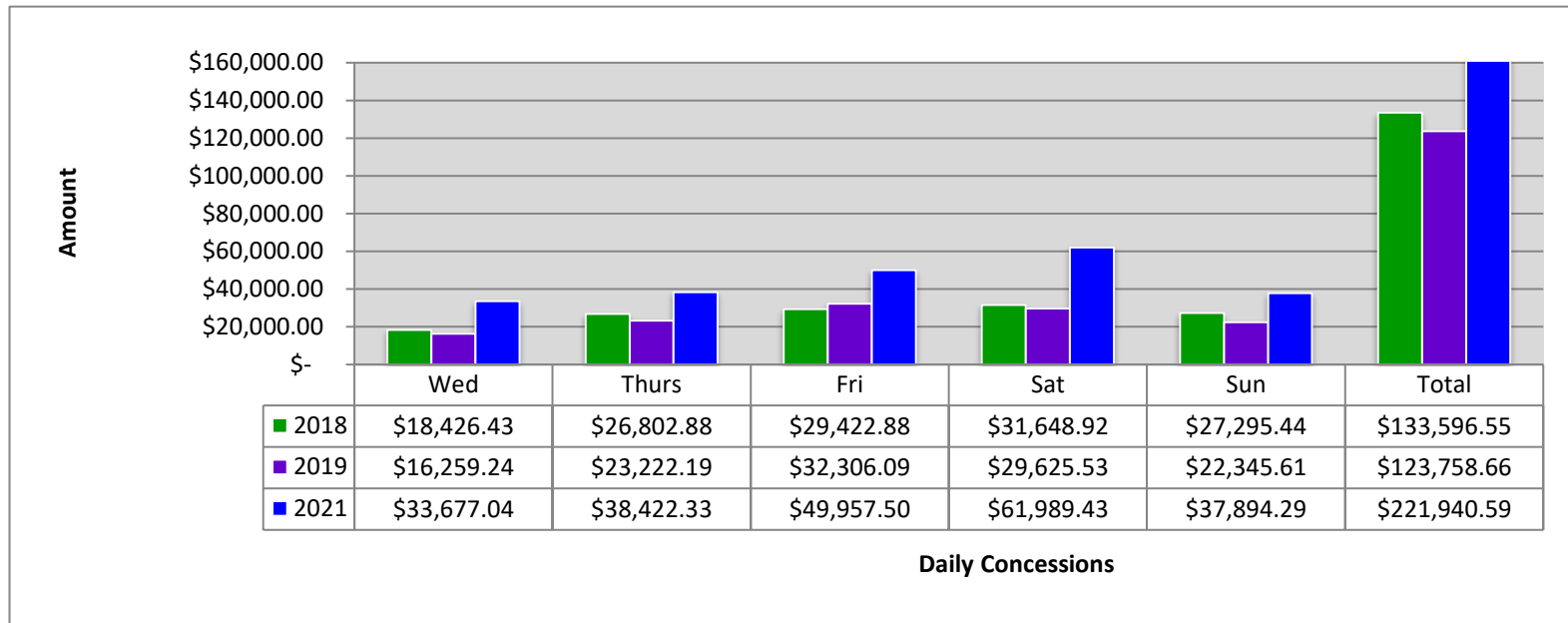


Race Prices Lowered from 2018
due to a promoter taking
over the races 40/60 split.

% change 2018-2021
94.87%

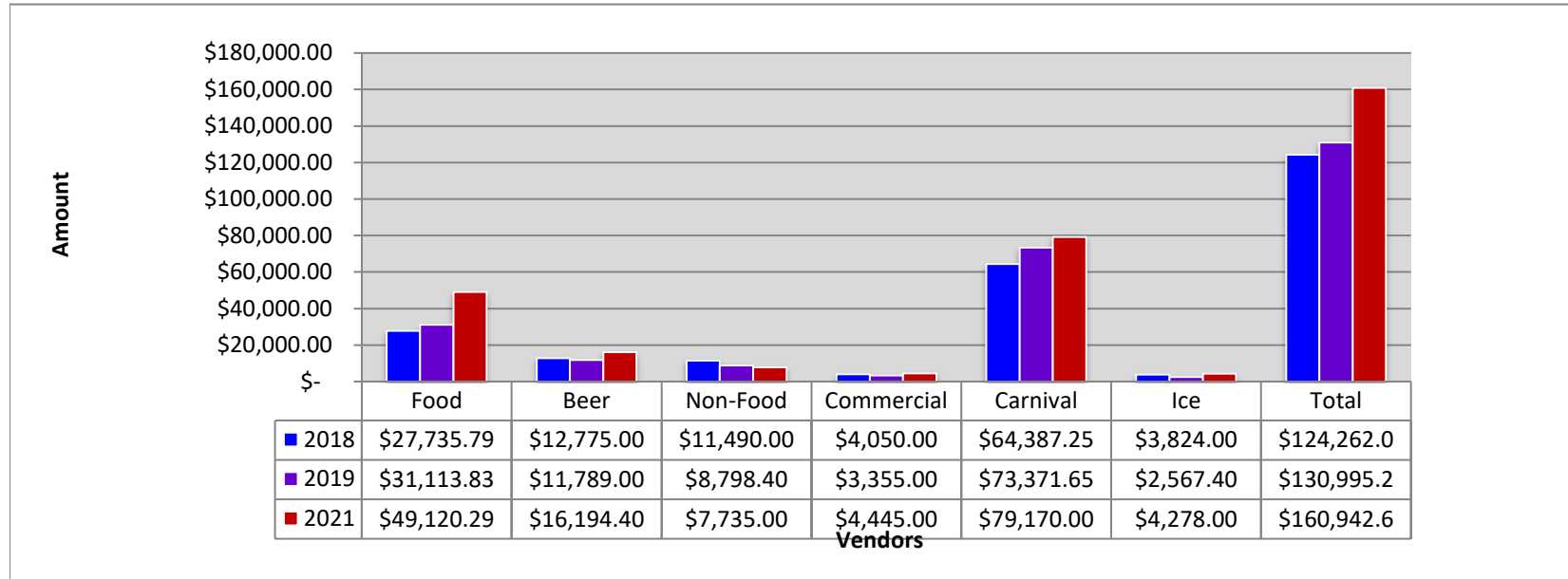
	Wed	Thurs	Fri	Sat	Sun	Total	% Change
2018	\$ 18,426.43	\$ 26,802.88	\$ 29,422.88	\$ 31,648.92	\$ 27,295.44	\$ 133,596.55	
2019	\$ 16,259.24	\$ 23,222.19	\$ 32,306.09	\$ 29,625.53	\$ 22,345.61	\$ 123,758.66	-7.36%
2021	\$ 33,677.04	\$ 38,422.33	\$ 49,957.50	\$ 61,989.43	\$ 37,894.29	\$ 221,940.59	79.33%

% Change 2019-2021
66.13%



	Food	Beer	Non-Food	Commercial	Carnival	Ice	Total	% Change
2018	\$ 27,735.79	\$ 12,775.00	\$ 11,490.00	\$ 4,050.00	\$ 64,387.25	\$ 3,824.00	\$ 124,262.04	
2019	\$ 31,113.83	\$ 11,789.00	\$ 8,798.40	\$ 3,355.00	\$ 73,371.65	\$ 2,567.40	\$ 130,995.28	5.42%
2021	\$ 49,120.29	\$ 16,194.40	\$ 7,735.00	\$ 4,445.00	\$ 79,170.00	\$ 4,278.00	\$ 160,942.69	22.86%

%Change 2019-2021
29.52%



	Fair	Rodeo	Pageant	Thursday	Headliner	Saturday Night	Races	Total	% Change
2018	\$ 10,950.00		\$ 1,375.00	\$ 6,000.00	\$ 6,250.00	\$ 1,000.00	\$ 1,750.00	\$ 25,575.00	
2019	\$ 11,350.00		\$ 4,525.00	\$ 2,500.00	\$ 6,000.00	\$ 3,000.00		\$ 27,375.00	7.04%
2021	\$ 26,375.00	\$ 1,900.00	\$ 3,450.00	\$ 500.00	\$ 8,000.00	\$ 8,000.00	\$ 2,000.00	\$ 50,225.00	83.47%

Overall Percent Change from
2018 to 2021

=

96.38%

	Entertainment	Contracted Services	Publicity	Premiums	Attendance Operations	Misc. Fair
2019	\$100,493	\$22,258	\$7,058	\$5,613	\$20,987	\$13,984
2021	\$130,000	\$15,962	\$5,769	\$5,765	\$9,585	\$21,593

Total Expense	Total Profit after Expenses	% Change
\$170,393	\$145,263	
\$188,674	\$191,439	31.79%